

How to Make a Lite-Tech WordPower60 SS Book with Flips

This page provides instructions, a few tips, and questions so that you make a customized and useful lite-tech communication book. (Do not include this page in the lite-tech book.)

Why use a lite-tech communication book?

- Use as a back - up system for a high- tech system.
- Use as a beginner board. This allows you to transition easily to the high- tech option using the same vocabulary arrangement. Or used while waiting for high-tech device.
- Use as a model for teaching a classroom of students with language deficits.
- The communication partner can also model using the low - tech option.
- Use during water activities. If you punch holes in it, probably not great for submerging, but would last a decent amount of time to water splashes (water table). If you wanted to make the hole punched sheets more waterproof, leave enough lamination above the sheets to punch holes.

What materials are recommended?

- PDF file of the book
- Printer-preferably color
- Lamination – Use a home laminator or professional machine to protect the pages throughout the day.
- Binding – Use 3 individual rings, a binder, or something else. You could select any binding option that suits you. You will want the flips to be able to flip up easily.
- Hole punch- a 3 hole punch works nicely. This will be determined by the method of binding.
- Scissors

Option 1:

- Print out the flipbook. Use Capture Mode in Chat Editor to print individual buttons. Or take screenshots of personalized.
- Glue or tape the individualized buttons to empty spaces on the flips. Laminate the entire book.















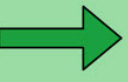













Option 2:

- Save buttons to your computer using Capture Mode in Chat Editor or taking screenshots. Open the PDF.
- Add button images by clicking the image fields on the desired flip. Print, cut, and laminate the flip book.

How do you customize it?

1. Print out PDF file (with customizations or add customizations to your flips after printing).
2. Cut out the pieces. The full page vocabulary should sit at the correct position to align the flips the way they are placed on the pages. You will see a dotted line between the flips to guide you in cutting. This cutting guide will provide you with the top of the next flip. Cut around the flip tabs and follow the line over, as well as straight across the bottom of the other flips. This should align the tops of the flips and leave equal space for the binding option. Printers vary in the way they align and print so check to see that it aligns correctly when you begin cutting.
3. Laminate- If you are using a page lamination system, you will simply put the pieces in the pages allowing enough space to leave a laminated edge. If you are using a roller type of laminator, make sure you leave enough space around the edges for the cut and a laminated edge.
4. Cut the pieces again- leave a small amount a lamination around edges to keep a seal.
5. Bind-Use a 3-hole punch or other punch option. (Rings or binder) Check to see the hole alignment matches as you go. Or use a binding machine.






How is the lite-tech communication flip book created?

ABC 123	PEOPLE 	QUESTION 	ACTIONS 	PLACES 	SOCIAL 	TIME 	GROUPS 	DESCRIBE 	good 
clear	I	me	don't	to	be-	come 	EXTRA And It The WORDS Up	a	more 
.	my	can	eat 	drink 	finish 	go 	this	the	that
delete wd 	it	do	get 	help 	know 	listen 	about	and	at
-s	you	is	like 	need 	play 	stop 	for	in	with
we	your	have	think 	want 	watch 	work 	of	on	out

A	B	C	D	E	F	G	H	I	J
K	L	M	N	O	P	Q	R	S	T

1















ABC
123

U	V	W	X	Y	Z		?	.	!
					Space		clear		

2




1	2	3	4	5	6	7	8	9	0
+	-	=	÷	x					

3




	people 	friend 	family 	mom 	dad 	grandma 	grandpa 	sister 	brother 
mine	he 	she 	they 					girl 	boy 

4



















SCHOOL PEOPLE 									student 	teacher 














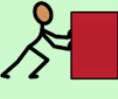



5

what	when	where	whose	how	who	why	which	?	question 
would	could	should	will	does	What will we do... 	Guess what?	what time... 		

6






















QUESTION
?

answer 	ask 	clean 	color 	email 	buy 	call 	cook 	draw 	drive 	
was	did	are	close 	find 	forget 	hate 	feel 	give 	hurt 	
			ACTIONS 							

hope 	jump 	learn 	leave 	live 	build 	dance 	hear 	look 	love 
does	will	were	meet 	open 	pull 	push 	rememb 	make 	put 

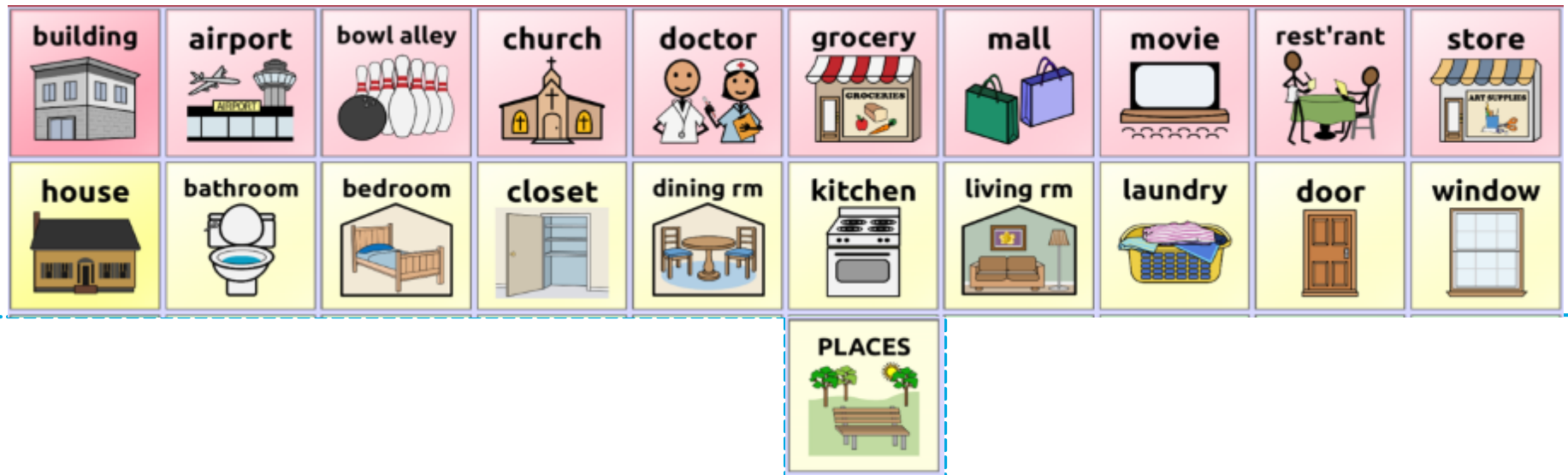
try 	understand 	ride 	run 	shop 	sit 	sleep 	read 	say 	see
use 	wait 	stand 	swim 	turn 	wash 	write 	take 	talk 	tell













brush 	bathe 	shower 	fix hair 	polish 	shave 	wash hair 	wash hands 	wear 	wish
cut 	fix 	match 	mix 	win 	lose 	walk 	jog 	speak 	appreciate












hello 	How r u? 	whats up 	goodbye 	goodnight 	nice to meet 	please 	thank you 	you're welcome 	okay 
yes 	no 	bathroom 	I'm sorry 	excuse me 	problem 	wait min 	I don't know 	maybe 	maybe 
				SOCIAL 					



hungry 	thirsty 	tired 	sick 	be quiet 	cool! 	great! 	uh oh... 	No way! 	I love u 
	Let me show you 		leave me alone 	Please be patient 	awesome 		oh my 	funny! 	I love it 


<p>PERSONAL & QUESTIONS</p> 	<p>My name</p> 	<p>I live at</p> 	<p>My b'day</p> 	<p>I am _ years old</p>	<p>school</p> 	<p>I like to</p> 	<p>My pets</p> 	<p>How about you?</p>	
		<p>name?</p> 	<p>live?</p> 	<p>birthday?</p> 	<p>How old are you?</p>	<p>school?</p> 	<p>like to do?</p> 	<p>pets?</p> 	



Sun	Mon	Tues	Wed	Thur	Fri	Sat	yest'day 	today 	tom'row 
time 	morn'ng 	day 	night 	week	week-end	before 	after 	now 	later 
						TIME 			

month 	Jan 	Feb 	March 	April 	May 	June 	July 	August 	Sept 
Oct 	Nov 	Dec 	20 ____	20 ____	20 ____	spring 	summer 	fall 	winter 

DRINKS 	juice 	milk 	choc milk 	water 	soda 	iced tea 	shake 	lemonade 	ice 	
SNACKS 	crackers 	cookie 	fruit snack 	pudding 	apple sauce 	yogurt 	popcorn 	pretzels 	chips 	
							GROUPS 			

MEALS 	sandwich 	macaroni 	pizza 	hamburgr 	fries 	hot dog 	nuggets 	salad 	soup 
cereal 	oatmeal 	toast 	eggs 	pancakes 	syrup 	peanut butter 	jelly 	sausage 	cheese 

fruit 	apple 	banana 	blueberries 	orange 	cherry 	grapes 	lemon 	strawber 	pear
veggie 	broccoli 	carrot 	corn 	cucumber 	gr beans 	pepper 	lettuce 	tomato 	potato

21

shape 	circle 	square 	heart 	triangle 	diamond 	star 	rectangle 	oval 	octagon
art 	crayon 	marker 	pencil 	paintbrsh 	paint 	scissors 	tape 	glue 	paper

22

body 	head 	eye 	ear 	nose 	mouth 	arm 	leg 	stomach 	back
health 	sick 	cold 	fever 	headache 	sore throat 	stomachache 	toothache 		

23

toy 	iPad 	ball 	blocks 	bubbles 	cars 	trampoline 	puzzle 	playdoh 	doll 
SPORTS 	baseball 	basketball 	football 	soccer 	GAMES 	Bingo 	cards 	video game 	comp game 

24

The weather is...	cold 	hot 	cool 	warm 	rain 	cloud 	sun 	wind 	fog 
The weather was...				rainbow 	storm 	lightning 	thunder 	tornado 	snow 

25

big 	little 	clean 	dirty 	happy 	sad 	fine 	okay 	bad 	good 
cold 	hot 	easy 	hard 	great 	hungry 	thirsty 	tired 	sick 	more 

26

DESCRIBE




















cool 	fast 	slow 	full 	empty 	pretty 	ugly 	hard 	soft 	busy 
cute 	long 	short 	loud 	quiet 	smart 	dumb 	excited 	nice 	proud 


27

fun 	new 	old 	right 	wrong 	angry 	bored 	frustr'd 	mean 	yummy 
funny 	same 	diff'rnt 	wet 	dry 	messy 	scared 	stinky 	uncomf 	yucky 

















28

better 	worse 	excellent 	terrible 	heavy 	light 	together 	apart 	asleep 	crazy 
best 	worst 	exciting 	boring 	high 	low 	true 	false 	quick 	silly 


29


broken 	fixed 	fat 	thin 	light 	dark 	young 	old 	surprised 	terrific 
cheap 	expensive 	few 	many 	near 	far 	alone 	lonely 	afraid 	smelly 









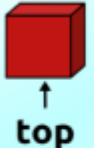










30

red 	orange 	yellow 	green 	blue 	purple 	pink 	black 	white 	brown 
grey 	gold 	silver 	tan 	black & white 	brown & white 				

good


more


COLORS


there 	away 	this 	again 	around 	front 	back 	behind 	 top	 over
not	don't 	between 	middle 	through 	or 	left 	right 	bottom 	under 

ABC 123
clear
.
EXTRA And It The WORDS Up

