

How to Make a Lite-Tech WordPower60 Basic SS Book with Flips

This page provides instructions, a few tips, and questions so that you make a customized and useful lite-tech communication book. (Do not include this page in the lite-tech book.)

Why use a lite-tech communication book?

- Use as a back - up system for a high- tech system.
- Use as a beginner board. This allows you to transition easily to the high- tech option using the same vocabulary arrangement. Or used while waiting for high-tech device.
- Use as a model for teaching a classroom of students with language deficits.
- The communication partner can also model using the low - tech option.
- Use during water activities. If you punch holes in it, probably not great for submerging, but would last a decent amount of time to water splashes (water table). If you wanted to make the hole punched sheets more waterproof, leave enough lamination above the sheets to punch holes.

What materials are recommended?

- PDF file of the book
- Printer-preferably color
- Lamination – Use a home laminator or professional machine to protect the pages throughout the day.
- Binding – Use 3 individual rings, a binder, or something else. You could select any binding option that suits you. You will want the flips to be able to flip up easily.
- Hole punch- a 3 hole punch works nicely. This will be determined by the method of binding.
- Scissors

Option 1:

- Print out the flipbook. Use Capture Mode in Chat Editor to print individual buttons. Or take screenshots of personalized.
- Glue or tape the individualized buttons to empty spaces on the flips. Laminate the entire book.

Option 2:

- Save buttons to your computer using Capture Mode in Chat Editor or taking screenshots. Open the PDF.
- Add button images by clicking the image fields on the desired flip. Print, cut, and laminate the flip book.

How do you customize it?

1. Print out PDF file (with customizations or add customizations to your flips after printing).
2. Cut out the pieces. The full page vocabulary should sit at the correct position to align the flips the way they are placed on the pages. You will see a dotted line between the flips to guide you in cutting. This cutting guide will provide you with the top of the next flip. Cut around the flip tabs and follow the line over, as well as straight across the bottom of the other flips. This should align the tops of the flips and leave equal space for the binding option. Printers vary in the way they align and print so check to see that it aligns correctly when you begin cutting.
3. Laminate- If you are using a page lamination system, you will simply put the pieces in the pages allowing enough space to leave a laminated edge. If you are using a roller type of laminator, make sure you leave enough space around the edges for the cut and a laminated edge.
4. Cut the pieces again- leave a small amount a lamination around edges to keep a seal.
5. Bind-Use a 3-hole punch or other punch option. (Rings or binder) Check to see the hole alignment matches as you go. Or use a binding machine.

How is the lite-tech communication flip book created?

ABC 123	ABC 123	QUESTION 	ACTIONS 	SOCIAL 	PLACES 	TIME 	GROUPS 	DESCRIBE 	good 
clear	I	me 	to	come 	that 	a-	the	and 	more 
.	my 	is	eat 	drink 	finish 	get 	all 	at	COLORS 
EXTRA And It The WORDS Up	it 	can	go 	help 	open 	put 	in 	for	on 
here 	you 	do	like 	play 	read 	stop 	out 	up 	off 
yes 	your 	no 	want 	take 	tell 	turn 	watch 	down 	with






A	B	C	D	E	F	G	H	I	J
K	L	M	N	O	P	Q	R	S	T

1

ABC 123

U	V	W	X	Y	Z		?	.	!

2




1	2	3	4	5	6	7	8	9	0
+	-	X	÷	=	first 	next 	second 	third 	last 

3

	people 	friend 	family 	mom 	dad 	grandma 	grandpa 	sister 	brother 
they 	mine 	we 		she 	he 		baby 	girl 	boy 

4




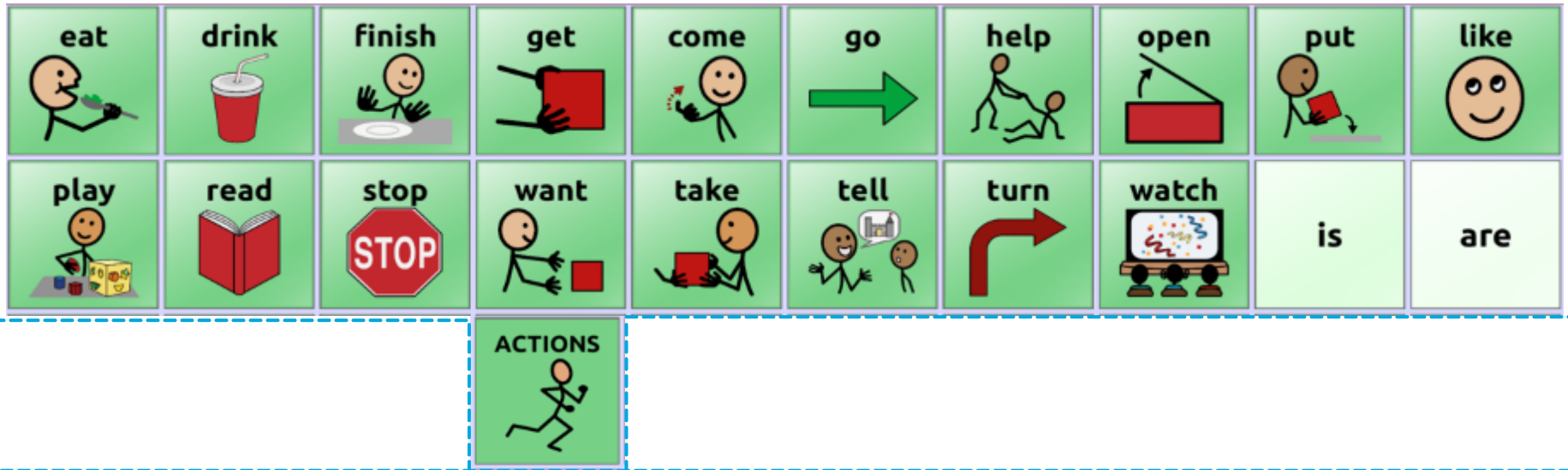
SCHOOL PEOPLE 									student 
									teacher 

5

what 	when 	where 	who 	why 	how 	which 		?	question 
would	could	will	does	can		Guess what?		What will we do... 	

6

QUESTION




would	are	be	find 	jump 	learn 	leave 	love 	make 	need 
will	could	line up 	pull 	push 	rememb 	ride 	say 	see 	show 

9

did		run 	shop 	sing 	sit 	sleep 	talk 	walk 	
think 			stand 	swim 	swing 	write 	wash 	wear 	work 

10

blow 	blush 	bowl 	brush 	catch 	chew 	clap 	cry 	dress up 	dry 
email 	fall 	fly 	forget 	guess 	hate 	hope 	kick 	kiss 	live 

11



12



















13
































hungry 	thirsty 	tired 	sick 	be quiet 	cool! 	great! 	uh oh... 	No way! 	I love u 
	Let me show you 		leave me alone 	Please be patient 	awesome 		oh my 	funny! 	I love it 

PERSONAL & QUESTIONS 	My name 	I live at 	My b'day 	I am _ years old	school 	I like to 	My pets 	How about you?
	name? 	live? 	birthday? 	How old are you?	school? 	like to do? 	pets? 	

building 	airport 	bowl alley 	church 	doctor 	grocery 	mall 	movie 	rest'rant 	store 
house 	bathroom 	bedroom 	closet 	dining rm 	kitchen 	living rm 	laundry 	door 	window 
PLACES 									

outside 	beach 	camp 	farm 	lake 	ocean 	park 	playgrnd 	pool 	zoo 
school 	class 	bus 	library 	lunch 	therapy 	speech 	OT	PT	



















Sun	Mon	Tues	Wed	Thur	Fri	Sat	yest'day 	today 	tom'row 
time 	morn'ng 	day 	night 	week	week-end	before 	after 	now 	later 
						TIME 			

month 	Jan 	Feb 	March 	April 	May 	June 	July 	August 	Sept 
Oct 	Nov 	Dec 	20 ____	20 ____	20 ____	spring 	summer 	fall 	winter 

DRINKS 	juice 	milk 	choc milk 	water 	soda 	iced tea 	shake 	lemonade 	ice 
SNACKS 	crackers 	cookie 	fruit snack 	pudding 	apple sauce 	yogurt 	popcorn 	pretzels 	chips 

20



MEALS 	sandwich 	macaroni 	pizza 	hamburgr 	fries 	hot dog 	nuggets 	salad 	soup 
cereal 	oatmeal 	toast 	eggs 	pancakes 	syrup 	peanut butter 	jelly 	sausage 	cheese 

21

fruit 	apple 	banana 	blueberries 	orange 	cherry 	grapes 	lemon 	strawber 	pear
veggie 	broccoli 	carrot 	corn 	cucumber 	gr beans 	pepper 	lettuce 	tomato 	potato

22

shape 	circle 	square 	heart 	triangle 	diamond 	star 	rectangle 	oval 	octagon
art 	crayon 	marker 	pencil 	paintbrsh 	paint 	scissors 	tape 	glue 	paper

23

body 	head 	eye 	ear 	nose 	mouth 	arm 	leg 	stomach 	back
health 	sick 	cold 	fever 	headache 	sore throat 	stomachache 	toothache 		

24



25




















26




fun 	new 	old 	right 	wrong 	angry 	bored 	frustr'd 	mean 	yummy 
funny 	same 	diff'rnt 	wet 	dry 	messy 	scared 	stinky 	uncomf 	yucky 

















29


better 	worse 	excellent 	terrible 	heavy 	light 	together 	apart 	asleep 	crazy 
best 	worst 	exciting 	boring 	high 	low 	true 	false 	quick 	silly 


30


broken 	fixed 	fat 	thin 	light 	dark 	young 	old 	surprised 	terrific 
cheap 	expensive 	few 	many 	near 	far 	alone 	lonely 	afraid 	smelly 




















31

red 	orange 	yellow 	green 	blue 	purple 	pink 	black 	white 	brown 
grey 	gold 	silver 	tan 	black & white 	brown & white 				

good


more


COLORS


there 	away 	this 	again 	around 	front 	back 	behind 	 top	 over
not	don't 	between 	middle 	through 	or 	left 	right 	bottom 	under 

ABC 123
clear
.
EXTRA And It The WORDS Up

