

# How to Make a Lite-Tech WordPower42 Basic SS Book with Flips

This page provides instructions, a few tips, and questions so that you make a customized and useful lite-tech communication book. (Do not include this page in the lite-tech book.)

Why use a lite-tech communication book?

- Use as a back - up system for a high- tech system.
- Use as a beginner board. This allows you to transition easily to the high- tech option using the same vocabulary arrangement. Or used while waiting for high-tech device.
- Use as a model for teaching a classroom of students with language deficits.
- The communication partner can also model using the low - tech option.
- Use during water activities. If you punch holes in it, probably not great for submerging, but would last a decent amount of time to water splashes (water table). If you wanted to make the hole punched sheets more waterproof, leave enough lamination above the sheets to punch holes.

What materials are recommended?

- PDF file of the book
- Printer-preferably color
- Lamination – Use a home laminator or professional machine to protect the pages throughout the day.
- Binding – Use 3 individual rings, a binder, or something else. You could select any binding option that suits you. You will want the flips to be able to flip up easily.
- Hole punch- a 3 hole punch works nicely. This will be determined by the method of binding.
- Scissors

## Option 1:

- Print out the flipbook. Use Capture Mode in Chat Editor to print individual buttons. Or take screenshots of personalized.
- Glue or tape the individualized buttons to empty spaces on the flips. Laminate the entire book.

## Option 2:

- Save buttons to your computer using Capture Mode in Chat Editor or taking screenshots. Open the PDF.
- Add button images by clicking the image fields on the desired flip. Print, cut, and laminate the flip book.

How do you customize it?

**1.** Print out PDF file (with customizations or add customizations to your flips after printing).

**2.** Cut out the pieces. The full page vocabulary should sit at the correct position to align the flips the way they are placed on the pages. You will see a dotted line between the flips to guide you in cutting. This cutting guide will provide you with the top of the next flip. Cut around the flip tabs and follow the line over, as well as straight across the bottom of the other flips. This should align the tops of the flips and leave equal space for the binding option. Printers vary in the way they align and print so check to see that it aligns correctly when you begin cutting.

**3.** Laminate- If you are using a page lamination system, you will simply put the pieces in the pages allowing enough space to leave a laminated edge. If you are using a roller type of laminator, make sure you leave enough space around the edges for the cut and a laminated edge.

**4.** Cut the pieces again- leave a small amount a lamination around edges to keep a seal.

**5.** Bind-Use a 3-hole punch or other punch option. (Rings or binder) Check to see the hole alignment matches as you go. Or use a binding machine.

How is the lite-tech communication flip book created?













Based on WordPower42 Basic SS












© 2019-2022 PRC-Salttillo. Non-commercial reprint rights for clinical or personal use granted with inclusion of copyright notice. Commercial use prohibited; may not be used for resale. WordPower™ is a trademark of Inman Innovations, Inc.; © 2001-2022. The symbols used in the work are owned by n2y, LLC. Used with permission under license. © 2022.






<b>PEOPLE</b> 	<b>QUESTIONS</b> 	<b>PLACES</b> 	<b>SOCIAL</b> 	<b>TIME</b> 	<b>GROUPS</b> 	<b>ABC</b> <b>123</b>
<b>I</b>	<b>can</b>	<b>to</b>	<b>ACTIONS</b> 	<b>come</b> 	<b>good</b> 	<b>DESCRIBE</b> 
<b>my</b> 	<b>do</b>	<b>drink</b> 	<b>eat</b> 	<b>feel</b> 	<b>a</b>	<b>more</b> 
<b>it</b> 	<b>have</b>	<b>finish</b> 	<b>help</b> 	<b>go</b> 	<b>the</b>	<b>that</b> 
<b>you</b> 	<b>is</b>	<b>like</b> 	<b>listen</b> 	<b>play</b> 	<b>stop</b> 	<b>EXTRA</b> <i>And It The</i> <b>WORDS</b> <i>Up</i>
<b>your</b> 	<b>don't</b> 	<b>.</b>	<b>want</b> 	<b>watch</b> 	<b>work</b> 	<b>clear</b>

me 	mom 	dad 	sister 	brother 	grandma 	grandpa 
he 	she 					
PEOPLE 						











1

her 	his 	we 	they 	girl 	boy 	baby 
people 	family 	friend 				child 

2

<p><b>SCHOOL PEOPLE</b></p> 						<p><b>teacher</b></p> 
						<p><b>student</b></p> 

3

<p><b>what</b></p> 	<p><b>when</b></p> 	<p><b>where</b></p> 	<p><b>how</b></p> 	<p><b>who</b></p> 	<p><b>why</b></p> 	<p><b>which</b></p> 
<p>?</p>	<p><b>question</b></p> 	<p>What will we do...</p> 	<p>what time...</p> 			



4

**QUESTIONS**










<b>home</b> 	<b>house</b> 	<b>place</b> 	<b>bathroom</b> 	<b>bed</b> 	<b>bedroom</b> 	<b>kitchen</b> 
<b>closet</b> 	<b>dining rm</b> 	<b>laundry</b> 	<b>living rm</b> 	<b>office</b> 	<b>room</b> 	<b>window</b> 
		<b>PLACES</b> 				















5


<b>building</b> 	<b>bank</b> 	<b>bowl alley</b> 	<b>church</b> 	<b>doctor</b> 	<b>rest'rant</b> 	<b>store</b> 
<b>grocery</b> 	<b>mall</b> 	<b>movie</b> 	<b>airport</b> 	<b>gas stat</b> 	<b>hospital</b> 	<b>post office</b> 

6















outside 	beach 	camp 	farm 	lake 	ocean 	park 
		for a walk 	playgrnd 	pool 	zoo 	












school 	bus 	class 	library 	lunch 		
	therapy 	speech 	OT	PT		










hello 	goodbye... 	please 	thank you 	you're welcome 	okay 	yes 
How r u? 	What's up? 	bathroom 	problem 	I love you 	great! 	no 

















awesome 	oh my 	hungry 	thirsty 	tired 		
PERSONAL & QUESTIONS 	My name 	I live at 	My b'day 	I am _ years old	school 	My pets 

could	bathe 	brush 	buy 	call 	get 	hurt 
are	give 	clean 	cook 	draw 	drive 	know 
			SOCIAL 			
			ACTIONS 			









did	jump 	look 	put 	read 	need 	make 
will	would	open 	ride 	sit 	shop 	see 

was		sleep 	swim 	tell 		take 
	be	love 	turn 	wash 	write 	think 

13

answer 	ask 	blow 	catch 	close 	color 	cry 
understand 	kiss 	find 	pull 	push 	smell 	hear 





14















Sunday	Monday	Tuesday	Wednesday	yesterday 	today 	tomorrow 
Thursday	Friday	Saturday	next 	morning 	day 	night 
				TIME 		















15

January 	February 	March 	April 	May 	June 	July 
August 	September 	October 	November 	December 	20__	20__















16

<b>season</b> 	<b>spring</b> 	<b>summer</b> 	<b>fall</b> 	<b>winter</b> 		

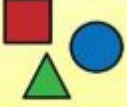












<b>DRINKS</b> 	<b>water</b> 	<b>juice</b> 	<b>milk</b> 	<b>choc milk</b> 	<b>smoothie</b> 	
<b>SNACKS</b> 	<b>crackers</b> 	<b>cookies</b> 	<b>fruit snack</b> 	<b>pudding</b> 	<b>yogurt</b> 	<b>pretzels</b> 
					<b>GROUPS</b> 	

<b>breakfst</b> 	<b>eggs</b> 	<b>toast</b> 	<b>cereal</b> 	<b>oatmeal</b> 	<b>pancakes</b> 	<b>syrup</b> 
<b>meal</b> 	<b>sandwich</b> 	<b>grilled ch</b> 	<b>hamburger</b> 	<b>fries</b> 	<b>chicken</b> 	<b>pizza</b> 

19

<b>fruit</b> 	<b>apple</b> 	<b>banana</b> 	<b>orange</b> 	<b>blueberries</b> 	<b>strawber</b> 	<b>grapes</b> 
<b>veggie</b> 	<b>broccoli</b> 	<b>carrot</b> 	<b>corn</b> 	<b>cucumber</b> 	<b>potato</b> 	<b>peas</b> 

20

<b>shape</b> 	<b>circle</b> 	<b>square</b> 	<b>triangle</b> 	<b>rectangle</b> 	<b>heart</b> 	<b>star</b> 
<b>The weather is...</b>	<b>cold</b> 	<b>hot</b> 	<b>cloudy</b> 	<b>sunny</b> 	<b>rainy</b> 	<b>snowy</b> 

21

<b>toy</b> 	<b>ball</b> 	<b>bike</b> 	<b>iPad</b> 	<b>blocks</b> 	<b>bubbles</b> 	<b>playdoh</b> 
<b>coloring book</b> 	<b>cars</b> 	<b>doll</b> 	<b>slide</b> 	<b>swing</b> 	<b>Legos</b> 	<b>puzzle</b> 

22


23

<b>a</b>	<b>b</b>	<b>c</b>	<b>d</b>	<b>e</b>	<b>f</b>	<b>g</b>
<b>h</b>	<b>i</b>	<b>j</b>	<b>k</b>	<b>l</b>	<b>m</b>	<b>n</b>

24






ABC 123
------------

<b>o</b>	<b>p</b>	<b>q</b>	<b>r</b>	<b>s</b>	<b>t</b>	<b>u</b>
<b>v</b>	<b>w</b>	<b>x</b>	<b>y</b>	<b>z</b>		















25

0	1	2	3	4	5	6
7	8	9	+	-	X	÷

26

happy 	sad 	okay 	funny 	mad 	scared 	uncomfort 
fine 	excited 	great 	fun 	frustrated 	good 	bad 
						ABC 123
						DESCRIBE 









27

<b>better</b> 	<b>cold</b> 	<b>wet</b> 	<b>nice</b> 	<b>hungry</b> 	<b>tired</b> 	<b>sick</b> 
<b>worse</b> 	<b>hot</b> 	<b>dry</b> 	<b>mean</b> 	<b>thirsty</b> 	<b>fast</b> 	<b>slow</b> 













28

<b>big</b> 	<b>little</b> 	<b>full</b> 	<b>empty</b> 	<b>loud</b> 	<b>quiet</b> 	<b>same</b> 
<b>broken</b> 	<b>fixed</b> 	<b>easy</b> 	<b>hard</b> 	<b>near</b> 	<b>far</b> 	<b>different</b> 

29

<b>clean</b> 	<b>dirty</b> 	<b>hard</b> 	<b>soft</b> 	<b>new</b> 	<b>old</b> 	<b>light</b> 
<b>cool</b> 	<b>warm</b> 	<b>heavy</b> 	<b>light</b> 	<b>right</b> 	<b>wrong</b> 	<b>dark</b> 

30

<b>red</b> 	<b>orange</b> 	<b>yellow</b> 	<b>green</b> 	<b>blue</b> 	<b>purple</b> 	<b>pink</b> 
<b>black</b> 	<b>white</b> 	<b>grey</b> 	<b>brown</b> 	<b>tan</b> 		

	 <b>top</b>	 <b>above</b>	 <b>over</b>	<b>and</b>	<b>in</b> 	<b>on</b> 
	<b>bottom</b> 	<b>below</b> 	<b>under</b> 	<b>at</b>	<b>out</b> 	<b>off</b> 




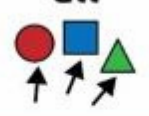






ABC  
123

DESCRIBE  


more  


that  


EXTRA  
And It The  
WORDS  
Up

nothing 		this 	but 	all 	up 	with
	not 	here 	there 	left 	down 	right 