

# How to Make a Lite-Tech WordPower25 SS Book with Flips

This page provides instructions, a few tips, and questions so that you make a customized and useful lite-tech communication book. (Do not include this page in the lite-tech book.)

Why use a lite-tech communication book?

- Use as a back - up system for a high- tech system.
- Use as a beginner board. This allows you to transition easily to the high- tech option using the same vocabulary arrangement. Or used while waiting for high-tech device.
- Use as a model for teaching a classroom of students with language deficits.
- The communication partner can also model using the low - tech option.
- Use during water activities. If you punch holes in it, probably not great for submerging, but would last a decent amount of time to water splashes (water table). If you wanted to make the hole punched sheets more waterproof, leave enough lamination above the sheets to punch holes.

What materials are recommended?

- PDF file of the book
- Printer-preferably color
- Lamination – Use a home laminator or professional machine to protect the pages throughout the day.
- Binding – Use 3 individual rings, a binder, or something else. You could select any binding option that suits you. You will want the flips to be able to flip up easily.
- Hole punch- a 3 hole punch works nicely. This will be determined by the method of binding.
- Scissors

## Option 1:

- Print out the flipbook. Use Capture Mode in Chat Editor to print individual buttons. Or take screenshots of personalized buttons.
- Glue or tape the individualized buttons to empty spaces on the flips. Laminate the entire book.

## Option 2: *(you will need a basic PDF viewer for this, such as Adobe Acrobat)*

- Save buttons to your computer using Capture Mode in Chat Editor or taking screenshots. Open the PDF.
- Add button images by clicking the image fields on the desired flip. Print, cut, and laminate the flip book.

How do you customize it?

**1. Print** out PDF file (with customizations or add customizations to your flips after printing).








**2. Cut** out the pieces. The full page vocabulary should sit at the correct position to align the flips the way they are placed on the pages. You will see a dotted line between the flips to guide you in cutting. This cutting guide will provide you with the top of the next flip. Cut around the flip tabs and follow the line over, as well as straight across the bottom of the other flips. This should align the tops of the flips and leave equal space for the binding option. Printers vary in the way they align and print so check to see that it aligns correctly when you begin cutting.

**3. Laminate-** If you are using a page lamination system, you will simply put the pieces in the pages allowing enough space to leave a laminated edge. If you are using a roller type of laminator, make sure you leave enough space around the edges for the cut and a laminated edge.

**4. Cut** the pieces again- leave a small amount of lamination around edges to keep a seal.

**5. Bind-** Use a 3-hole punch or other punch option. (Rings or binder) Check to see the hole alignment matches as you go. Or use a binding machine.

How is the lite-tech communication flip book created?

clear	ABC 123	PEOPLE 	more 	DESCRIBE 
.	QUESTIONS ?	SOCIAL 	PLACES 	GROUPS 
I	I want 	drink 	eat 	TIME 
it 	I like 	ACTIONS 	go 	play 
you 	can	do	stop 	EXTRA And It The WORDS Up





a	b	c	d	e
f	g	h	i	j

1

ABC  
123

k	l	m	n	o
p	q	r	s	t

2

u	v	w	x	y
z	first  <b>1 2 3</b>	second  <b>1 2 3</b>	third  <b>1 2 3</b>	fourth  <b>1 2 3 4 5</b>












3




1	2	3	4	5
6	7	8	9	10











4

+	-	=		

5

mine 	me 	he 	friend 	people 
my 	your 	she 	they 	we 
		PEOPLE 		











mom 	dad 			
SCHOOL PEOPLE 				

good 	bad 	really 	great 	okay 
fun 	happy 	sad 	proud 	funny 











DESCRIBE













hungry 	thirsty 	tired 	sick 	better 
excited 	frustrated 	mad 	scared 	worse 

<b>big</b> 	<b>little</b> 	<b>fast</b> 	<b>slow</b> 	<b>cold</b> 
<b>clean</b> 	<b>dirty</b> 	<b>long</b> 	<b>short</b> 	<b>hot</b> 









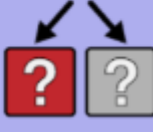

10

<b>easy</b> 	<b>hard</b> 	<b>soft</b> 	<b>nice</b> 	<b>mean</b> 
<b>silly</b> 	<b>loud</b> 	<b>quiet</b> 	<b>right</b> 	<b>wrong</b> 










11


<b>black</b> 	<b>red</b> 	<b>orange</b> 	<b>yellow</b> 	<b>green</b> 
<b>white</b> 	<b>blue</b> 	<b>purple</b> 	<b>pink</b> 	<b>brown</b> 


12










?	<b>what</b> 	<b>when</b> 	<b>where</b> 	<b>why</b> 
<b>What will we do...</b> 	<b>what time...</b> 	<b>how</b> 	<b>who</b> 	<b>which one</b> 
ABC 123				
<b>QUESTIONS</b> 				











<b>did</b>	<b>is</b>	<b>are</b>	<b>does</b>	<b>question</b> 
			<b>does</b>	<b>will</b>

yes 	no 	What's up? 	please 	thank you 
hello 	goodbye 	bathroom 	I love you 	That's cool! 


PEOPLE  


SOCIAL  


PERSONAL & QUESTIONS 	My name 	I live at 	My b'day 	I like to 
How about you?	name? 	live? 	birthday? 	like to do? 






<p><b>airport</b></p> 	<p><b>aquarium</b></p> 	<p><b>bank</b></p> 	<p><b>bowling alley</b></p> 	<p><b>church</b></p> 
<p><b>dentist</b></p> 	<p><b>doctor's office</b></p> 	<p><b>grocery</b></p> 	<p><b>mall</b></p> 	<p><b>movies</b></p> 








**more**






















**PLACES**




<p><b>camp</b></p> 	<p><b>jungle gym</b></p> 	<p><b>lake</b></p> 	<p><b>ocean</b></p> 	<p><b>yard</b></p> 

<p>store</p> 	<p>home</p> 	<p>room</p> 	<p>kitchen</p> 	<p>restaurant</p> 
<p>bathroom</p> 	<p>outside</p> 	<p>park</p> 	<p>pool</p> 	<p>playground</p> 


<p>with</p>	<p>beach</p> 	<p>farm</p> 	<p>playground</p> 	<p>zoo</p> 
<p>school</p> 	<p>class</p> 	<p>bus</p> 	<p>speech therapy</p> 	<p>therapy</p> 











<p><b>animal</b></p> 	<p><b>cat</b></p> 	<p><b>dog</b></p> 	<p><b>bird</b></p> 	<p><b>fish</b></p> 
<p><b>art</b></p> 	<p><b>crayon</b></p> 	<p><b>marker</b></p> 	<p><b>paint</b></p> 	<p><b>scissors</b></p> 

**DESCRIBE**












**GROUPS**



<p><b>body</b></p> 	<p><b>head</b></p> 	<p><b>arm</b></p> 	<p><b>leg</b></p> 	<p><b>stomach</b></p> 
<p><b>health</b></p> 	<p><b>Something hurts...</b></p> 	<p><b>sick</b></p> 	<p><b>cold</b></p> 	<p><b>fever</b></p> 


<p>I want to watch</p> 				
<p>sports</p> 	<p>baseball</p> 	<p>basketball</p> 	<p>football</p> 	<p>soccer</p> 

<p>The weather is...</p>	<p>rain</p> 	<p>cloud</p> 	<p>sun</p> 	<p>snow</p> 
<p>wind</p> 	<p>cold</p> 	<p>hot</p> 	<p>cool</p> 	<p>warm</p> 

help



that



to listen



YouTube




music videos



radio



music



ABC  
123

QUESTIONS



I want



I like



water



juice



milk



more



please



PEOPLE



SOCIAL



drink










<p><b>chips</b></p> 	<p><b>cookies</b></p> 	<p><b>fruit snacks</b></p> 	<p><b>more</b></p> 	<p><b>please</b></p> 
			<p><b>pretzels</b></p> 	<p><b>goldfish</b></p> 

<p><b>more</b></p> 
<p><b>PLACES</b></p> 
<p><b>eat</b></p> 



Today is...	Sunday	Monday	Tuesday	Wednesday
Thursday	Friday	Saturday	before 	after 

January 	February 	March 	April 	May 
June 	July 	August 	September 	October 

November 	December 	20__	20__	20__
season 	spring 	summer 	fall 	winter 










33



34



35

<p><b>iPad</b></p> 	<p><b>ball</b></p> 	<p><b>SENSORY</b></p> 	<p><b>bubbles</b></p> 	<p><b>toy</b></p> 

**DESCRIBE**



**GROUPS**











**TIME**



**play**



with	and	again 	this 	that 
on 	off 	here 	there 	all 

**DESCRIBE**



**GROUPS**









**TIME**



**play**



**EXTRA**  
And It The  
**WORDS**  
Up

to	up 	nothing 	-ing	-s
left 	down 	right 	out 	in 