

Swat the Word



work

Word Bank


- All done
- Bad
- Different
- Good
- More
- What
- Not
- Don't
- That
- This
- I
- It
- You
- Your
- again

- Ready
- Do
- Help
- Look
- See
- Stop
- Want
- Big
- Little
- Away
- Come
- Drink
- Eat
- Get
- Give


Instructions

- Print out the bug cards.
- Laminate each card and attach a piece of velcro to each card.
- Attach the other side of the velcro to a standard plastic fly swatter.
- Have the student swat a word and then find it on their communication device.
- For added fun, ask them to use each word in a phrase or sentence.


Picture Cards




all done




bad




different




good




more




what




not




don't




that



this




I




it




you



your




again



ready


Picture Cards




do




help




look




see




stop




want




big




little




away




come




drink




eat




get



give



go



like



For additional information on Language Stages, Teaching Resources,
Supplemental Materials, PRC Products and Unity, please visit:
AACLanguageLab.com