

























SS Dir Act Game

The game board consists of a path of brown-bordered cards. The path starts at a 'Start' sign on the left and ends at a 'Winner' sign on the right. The cards along the path contain the following actions and directions:

- Row 1 (Top):** make (stick figure hammering a red block), read (red book), work (stick figure writing), go (green arrow pointing right), drink (stick figure drinking from a red cup), play (two stick figures running), eat (stick figure eating green food), Winner (yellow smiley face).
- Row 2 (Middle):** sleep (stick figure under a yellow blanket with 'Z's), play (two stick figures running), drink (stick figure drinking from a red cup), make (stick figure hammering a red block), sleep (stick figure under a yellow blanket with 'Z's'), eat (stick figure eating green food), read (red book), go (green arrow pointing right).
- Row 3 (Bottom):** play (two stick figures running), work (stick figure writing), sleep (stick figure under a yellow blanket with 'Z's'), read (red book), go (green arrow pointing right), eat (stick figure eating green food), make (stick figure hammering a red block), drink (stick figure drinking from a red cup).

SS Dir Act Game

 eat	 read	 make	 go	 drink
 sleep	 work	 play	 sleep	 play
 go	 make	 work	 drink	 read
 eat	 sleep	 play	 go	 make
 read	 work	 drink	 eat	