





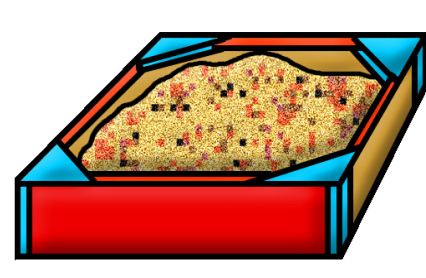
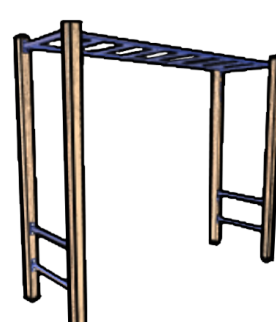








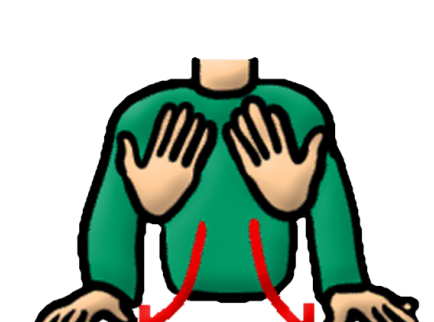
















































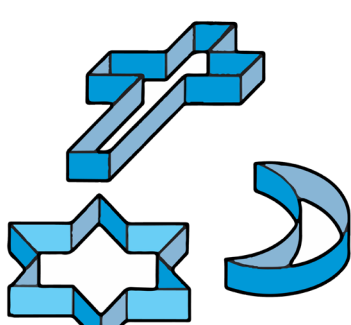




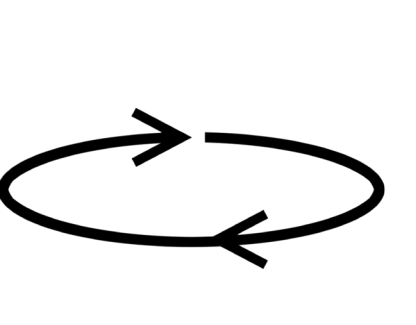




# Unity® Core Word Communication Board

<b>SPORTS</b> 	yes 	Hi 	see saw 	jungle gym 	merry-go... 	sandbox 	monkey bars 	no 	slide 	swing 	goodbye 
me 	my 	TALK 	can 	all done 	that 	and 	off 	what ? word	a	+S	again 
I 	we 	are	is	were	was	on	to	funny 	and	the	find 
you 	they 	know 	play 	like 	work 	have 	feel 	read 	more 	fast 	stop 
it 	he 	want 	FAMILY 	come 	time 	do 	think 	big 	get 	COLOR 	wash 
she 	look 	slow 	computer 	call 	good 	hear 	live 	go 	ride 	love 	help 
START OVER 	don't 	change 	eat 	make 	need 	bad 	watch 	drink 	turn 	put 	sleep 



# How to Use This Core Word Communication Board

- 1. Point to the Symbol/Word** you want to communicate or teach.
- 2. Say the selected (modeled) word out loud.** The communication partner will say the modeled word by asking something like, “So, you would like to slide?” Or, prompt for more direction. For example, if the individual points to play ask, “What would you like to play?” so they can point to an activity on the board or point in the direction of the activity in the playground or park area.
- 3. Return to the board to continue communicating.** If you want to do more of a particular activity, you could point to more or again. You may want to end an activity by pointing to stop. You can also download and print out a hand-held version to use on-the-go from [aaclanguagelab.com/resources](http://aaclanguagelab.com/resources).
- 4. Have fun!**

For more information visit: [aaclanguagelab.com](http://aaclanguagelab.com)

