



My AAC Literacy Journal Resources

Table of Contents

01	Instructions for Creating Literacy Notebooks
09	AAC Literacy Log with Completed Example
13	Blank Lesson Plans
15	Book Review Form
16	Activities and Writing Templates

Tips and Tricks

- Remember to download the Smart Chart packet for your student's language system
- Print this packet in portrait mode; change printer setting to gray scale or black if you don't want to use color ink
- Use the different section headings to organize student work and notes
- Make sure to download the other packet, titled Resources 2. Print those in landscape mode.
- Mix it up! If your AAC author wants to write about something that is not discussed in the book activities, let them. Feel free to use any of the writing templates for any of the activities; just make sure to encourage your AAC writer and help them make connections to their writing and the topic, the environment, or their lived experiences.

Create


Engage

Inspire



Create Individual Literacy Notebooks

Individual literacy notebooks are effective instructional tools that support literacy development through personalized, student-centered practices. They serve as a central hub for each learner's reading and writing activities, enabling educators, parents, and students themselves to monitor progress, document growth, and reflect on instructional impact. They allow educators, parents, and students themselves to track progress, identify trends in students' reading preferences, and tailor future reading materials to their interests. Keep the notebooks updated with completed projects to create a comprehensive record of each student's journey. This will offer valuable insights and data for support teams to design targeted interventions. Nurture a lifelong love for reading and writing while cultivating a richer educational experience for your students using AAC.



Directions:

1. Print individual copies of the My Literacy Notebook packet for each student. Personalize the cover page and place in a 3-ring binder with a clear view pocket.
2. Review page 02 of My AAC Literacy Journal and determine the current literacy level of your student. Complete an AAC Literacy Profile for each student and place in their individual binder.
3. Add their book reviews and writing projects to capture their literacy progression and individual interests.
4. Take time to review with the student and their family. Celebrate success by asking the student if you can share their writing projects with others.




My Literacy Notebook

Name: _____

Grade: _____

Year: _____





This is Me!

This is where I keep my reading and writing projects. You will see that I keep busy!



My Book Reviews




Emergent Literacy Activities



Conventional Literacy Activities

Notes:

Four sets of dashed lines for writing notes.



AAC Literacy Log



Date:

Student Name:

Literacy Level:

Communication Strategies:



READING LOG

Book Title	Author	Genre	My Rating ☆☆☆
			☆☆☆
			☆☆☆
			☆☆☆
			☆☆☆
			☆☆☆
			☆☆☆
			☆☆☆

AAC Literacy Log



READING LOG

Book Title	Author	Genre	My Rating Mark each book with one, two, or three stars.
			☆ ☆ ☆
			☆ ☆ ☆
			☆ ☆ ☆
			☆ ☆ ☆
			☆ ☆ ☆
			☆ ☆ ☆
			☆ ☆ ☆

FAVORITE GENRE



What is your favorite kind of book?

Why do you like this genre?

AAC Literacy Log



Example

Date: 2-11-26

Student Name: D. Brown

Literacy Level: Emergent

Communication Strategies:

1. Unity vocabulary on an Accent device with Empower; some manual signs
2. Verbalizations understood by familiar people
3. Pushing away unwanted item and reaching for desired one
4. Smiling and nodding for "yes" and turning his head and saying "nah" for no.
5. Getting items he wants that are in reach or pointing to them



READING LOG

Book Title	Author	Genre	My Rating ☆☆☆
How to Catch a Yeti	Adam Wallace & Andy Elkerton	Fiction	☆☆☆
The Crayon Man	Natasha Biebow & Steven Salerno	Biography	☆☆☆
Octopus Acrobatics	Sue Flies & Gareth Lucas	Non-Fiction	☆☆☆
			☆☆☆
			☆☆☆
			☆☆☆
			☆☆☆

AAC Literacy Log



READING LOG

Book Title	Author	Genre	My Rating Mark each book with one, two, or three stars.
			☆ ☆ ☆
			☆ ☆ ☆
			☆ ☆ ☆
			☆ ☆ ☆
			☆ ☆ ☆
			☆ ☆ ☆
			☆ ☆ ☆

FAVORITE GENRE



What is your favorite kind of book? animal books (non-fiction)

Why do you like this genre? "animals funny"



Emergent Literacy Lesson Plan

Book Title:

Book Genre:

Target Words:

Materials:

Picture Walk

- Read the title, author, and illustrator
- Make a comment about the cover
- Ask for predictions about the story
- Flip through the pages and point out various pictures and vocabulary

Visual Supports:

Smart Charts

Word Finder

Read the Book

- Read the text on the page
- Comment, ask questions, respond and connect
- Model one-to-three words/phrases

Teaching Strategies:

Model

Pause

Writing Activities:

Teaching Strategies:

Alphabet/Phonological Awareness Activities:

Notes:



Conventional Literacy Lesson Plan

Book Title:

Book Genre:

Target Words:

Tier 2 + 3 Words to Pre-teach

Before Reading: Build Background Knowledge

KWL Charts; Discuss text structure

Videos

Other:

Visual Supports:

Smart Charts

Word Finder

Other:

During Reading

- Read the text on the page.
- Do not stop to teach words or discuss vocabulary.
- Give a quick explanation of a new word and keep reading.

Teaching Strategies:

Model

Pause

Other:

After Reading: Apply By Improving Text Comprehension

Word Study Activities

Make words with letters

Sort words by:

- onset sound
- word families

Writing Activities

Notes:



Name _____ Date _____

Book Review

Title

Author

Summary

Rating



Don't bother



It's ok

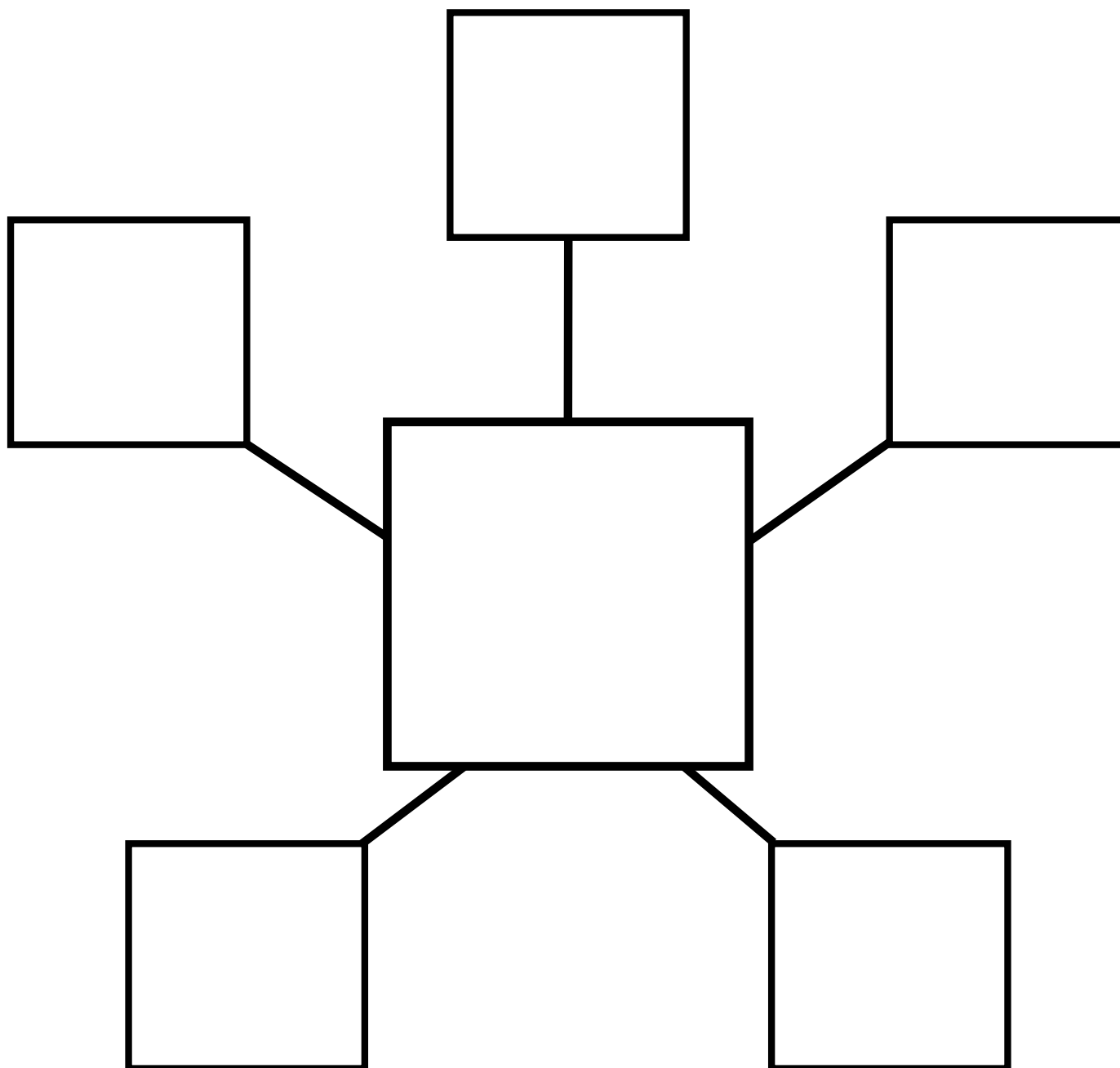


You should read this!

Characters

Favorite part

Character Traits



NEW in my blog




Add Photo
Prompt Here



Add student writing here

NEW

in my blog



Text Message



Place student writing prompt here.

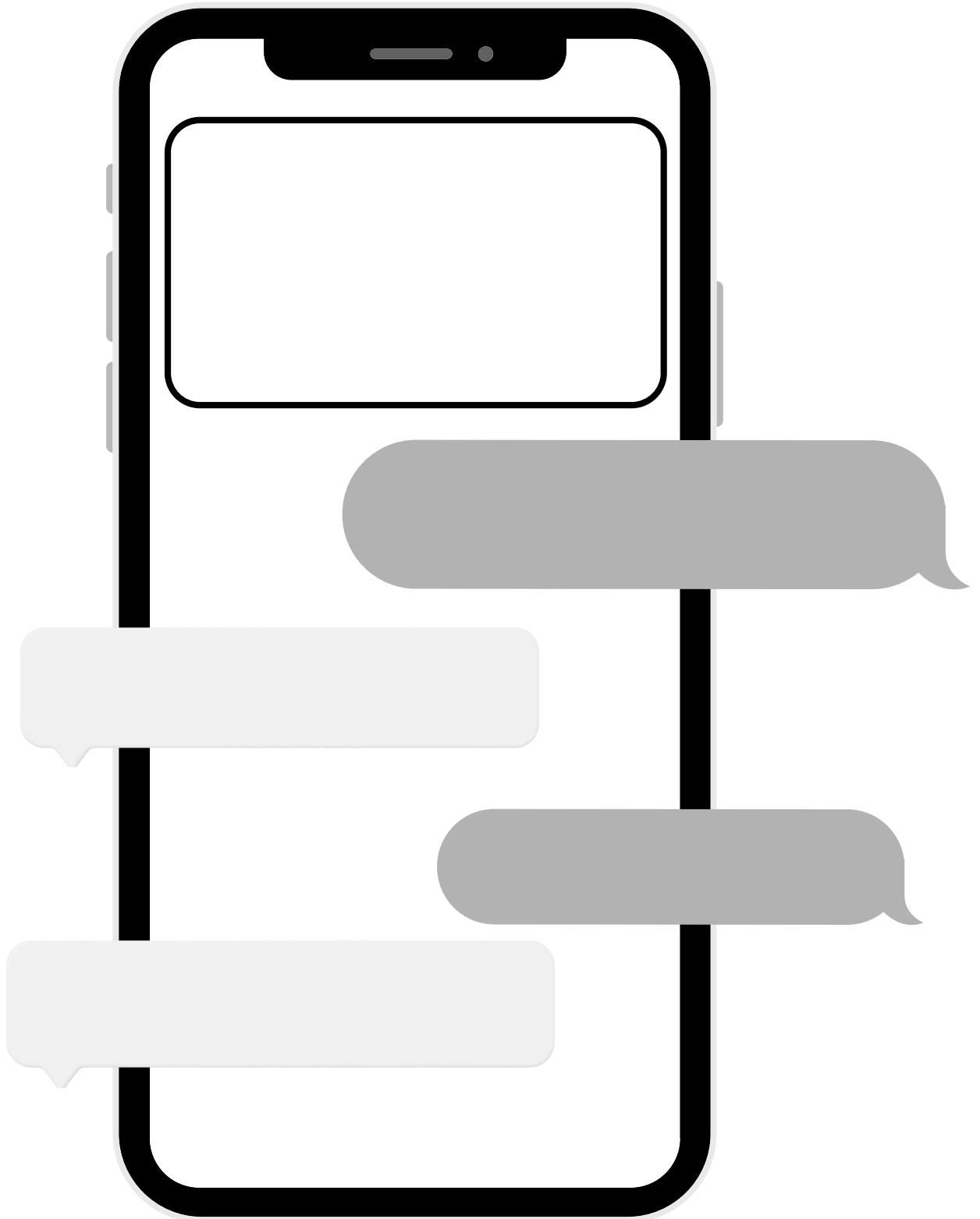
Add student-generated text here.

Add comment from conversation partner here.

Add any other student text or comments here.

Add comment from conversation partner here.
Add emojis for fun!

Text Message





Dos and Don'ts of Pet Care

DO

Do _____

Do _____

Do _____

DON'T

Don't _____

Don't _____

Don't _____

Name _____

Date _____



Insect Research

Insect Name: _____

Where does this insect live?

It lives in _____.

Here is a picture of the insect.

How is this insect born?

It is _____.

What does this insect eat?

It eats _____.

Fun Facts

It has _____.

It looks like _____.

I think this insect is...

Name _____

Date _____



Insect Research

Insect Name:

Where does this insect live?

Here is a picture of the insect.

How is this insect born?

What does this insect eat?

Fun Facts

I think this insect is...



Name _____

Date _____


All About the Octopus

Fill in the sections below to share what you have learned about the octopus.

What Does It Look Like?

Where Does It Live?

Octopus



What Can It Do?

What Else Do You Know?



Name _____

Date _____

All About the Octopus

Fill in the sections below to share what you have learned about the octopus.

What Does It Look Like?


It is _____.

It looks _____.

Where Does it Live?

It lives in the _____.

Octopus



What Can It Do?

It can _____

and _____.

What Else Do You Know?

It is _____.

It likes to _____

_____.



What would you take to space?

1. _____

2. _____

3. _____

4. _____

5. _____

Name: _____



Name _____

Date _____

All About Sharks

Fill in the sections below to share what you have learned about the sharks.

Physical Description

Where Do They Live?

What Can They Do?

What Else Do You Know?





Name _____

Date _____

All About Sharks

Fill in the sections below to share what you have learned about the sharks.


Physical Description

They are _____

They look _____

Where Do They Live?

They live in the _____



What Can They Do?

They can _____

and _____

What Else Do You Know?


They are _____

They like to _____

Shape Poem




Name _____ Date _____



Shape Poem



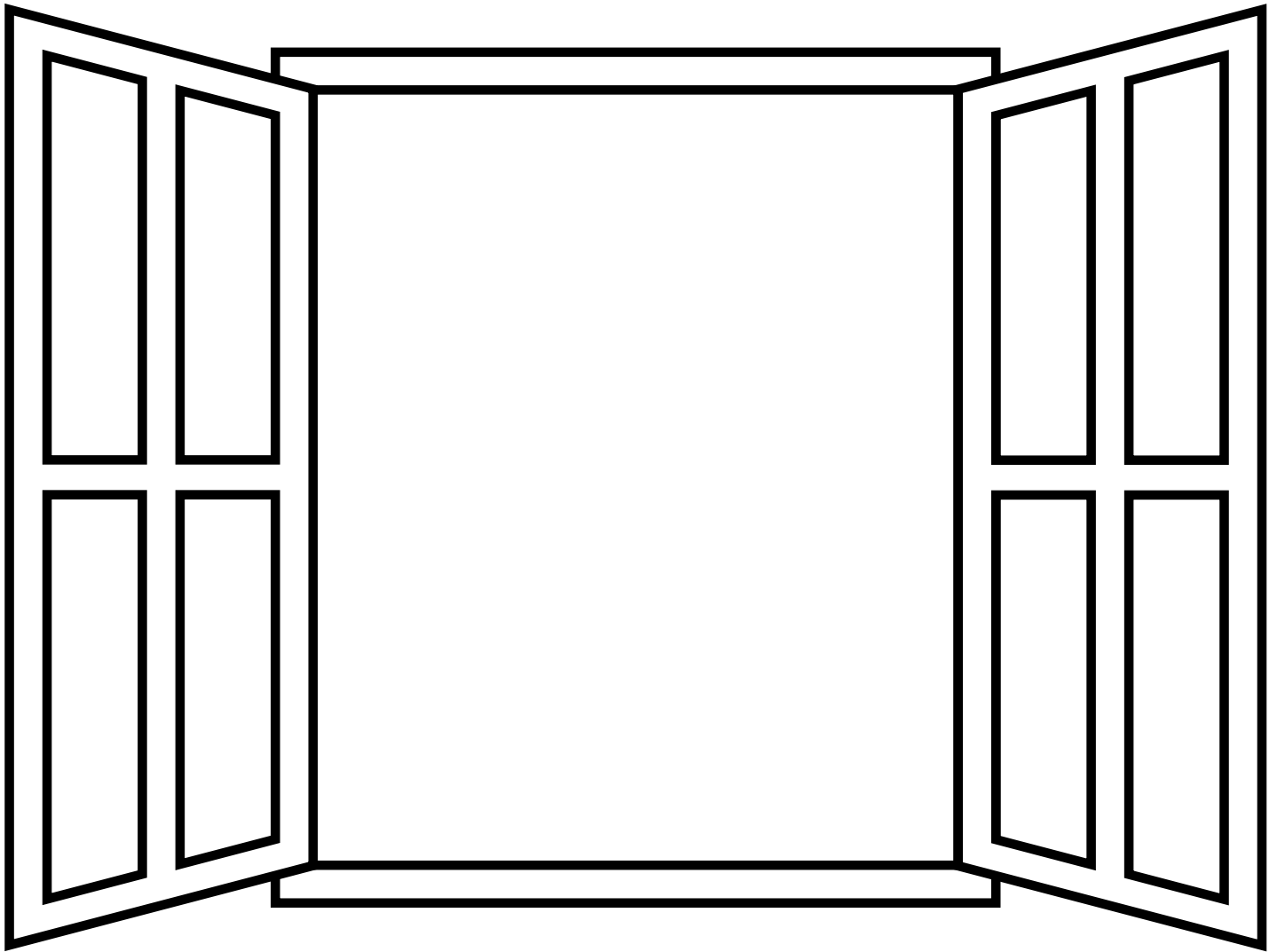
Name _____ Date _____



Shape Poem




Name _____ Date _____



Shape Poem



Name _____ Date _____





Poetry Imagery


When we read poetry, we're not just seeing the poet's view, but also getting in touch with our own feelings. After reading a poem, summarize how it made you feel by filling in the boxes below.




What do you hear?



What do you see?



What do you smell?



What do you taste?



How do you feel?



How does it feel?



Does this remind you of something from your life?