

# Active with AAC



## Zoo

Let's go to the zoo! Everyone loves to look at and learn about animals from around the world. There is so much to talk about when you visit a zoo! Make sure you have your AAC device out and ready to talk about all the things you see at the zoo!

### Core Words

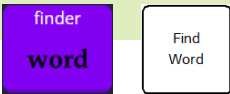
See	I
Go	You
Help	It
Like	Big
Look	Little
Need	Pretty
Where	Ugly
Want	Here
What	There

### Materials

Zoo Animals	AAC User
	AAC Device
	You

### Model It on the AAC System

Modeling on your child's AAC system is just "talking" using his/her language! When you say a word with your voice, also say it using your child's voice. Take time to learn about the organization of your child's language. Use Word Finder, a helpful tool, to remember where to find words.




Reasons to Communicate	One Word	Two Words	Three(+) Words
Getting Wants/Needs Met <i>(requesting objects/ activities/permission/ attention, etc. directing action/to stop, request help)</i>	There Look Want Need Go Help I You That	Go there Want see Want that Help me Look that Look there I need You help You need	Let's go there I want to see it Go over there Help me see Help me up Look at that There it is I need help I want to look
Exchange Information <i>(share and show objects, confirm/deny, request information, etc.)</i>	Where What Look See I You Like That There Cool Big	Where it What it Where is Look that Look there I like You like? That cool That pretty It ugly It big	Where is it What is it Look at that I want to see Do you like it? What do you think? I love it! It is pretty That is big Where should we go What want see
Social Closeness/Etiquette <i>(greet, take turns, comment, etc.)</i>	I You Like Again More Pretty Ugly Big Little Dirty	Let's go I go You help You go It pretty It big That dirty See more More + animal That cool	Let's go there I want to go to Can you help me It is pretty It is big That one's dirty I want to see more! That one is funny! Now, let's go here I want to see it again

### Tips to Engage, Expand, and Succeed:







- Taking a zoo trip is all about fun and awe! Seeing all the strange and unfamiliar animals is fun and exciting. Remember stay in the moment; keep your language and modeling natural during your visit. This is not a time to test the AAC user on the animal names. Instead of asking "What is that", focus on other words that can be meaningful.
- Some other words you can focus on modeling are:
  - Colors
  - Describing Words: **pretty, ugly, dirty, cool, tall, short, fat**
  - Comments: **cool, awesome, wow, oh no, yikes**
- Talk about where each animal lives in the wild. Does it live **near** to you? Or **far** away? Is it **cold** or **hot**? Do they live **alone** or in groups with a **few** (or **many**) animals?
- You can continue to have fun at home by playing a game where you move and act like different animals. Here are some core words you can use: **move, eat, swim, climb, run, walk, talk, sing, animals** (monkey, elephant, giraffe, lion, etc.)
- Remember: you don't have to wait to take a trip to the zoo in person. You can take a virtual tour of a zoo, watch videos on the internet, or play with zoo animals at home all while targeting these words. Most importantly, remember to have fun!

Using a lite-tech communication board? Or need some choices to help you communicate during this activity?







The following strips can be used as choice boards or fringe vocabulary for the above activity. If you are using this as fringe vocabulary, you will need one of our lite-tech flip books or a single page communication board. These boards are available on our website. Download the boards [here](#). You can add these strips to a flip book. Or, you can Velcro these to the top of a single page lite-tech core word board.



You can add this strip to a LAMP WFL, Unity 84, Unity 60 lite-tech system.


	 big	 little							
 there			 pretty	 dirty					
			 ugly						

You can add this strip to Unity 28 lite-tech system.





	 big	 little					 dirty
 there			 pretty				 ugly

Using a lite-tech communication board? Or need some choices to help you communicate during this activity?





The following strips can be used as choice boards or fringe vocabulary for the above activity. If you are using this as fringe vocabulary, you will need one of our lite-tech flip books or a single page communication board. These boards are available on our website. Download the boards [here](#). You can add these strips to a flip book. Or, you can Velcro these to the top of a single page lite-tech core word board.



You can add this strip to the WordPower 60 Basic Flip Book to the GROUPS tab.

	big	little		dirty					
there									

You can add this strip to the WordPower42 Basic Flip Book to the GROUPS tab.

big	little	pretty	ugly				
				there			
	dirty			