

Active with AAC

Water Squirter

Summer is the perfect time for water play. Water squirters are an awesome way to play and have fun! See the Tips to Engage, Expand, and Succeed section for a fun target game you can create to make this activity more focused. **Be sure to use a low-tech communication board when playing with water!**

Core Words

Do	I
Get	You
Help	My
Like	Mine
Need	All
Play	On
Push	Wet
Put	Dry
Want	There

Materials

Water Squirter AAC User
Water & Bucket AAC Device
Towel You

Model It on the AAC System

Modeling on your child's AAC system is just "talking" using his/her language! When you say a word with your voice, also say it using your child's voice. Take time to learn about the organization of your child's language. Use Word Finder, a helpful tool, to remember where to find words.

finder
word

Find
Word

Reasons to Communicate	One Word	Two Words	Three(+) Words
Getting Wants/Needs Met <i>(requesting objects/ activities/permission/ attention, etc. directing action/to stop, request help)</i>	Go Do Help Push Put You Need Get	You do You put I want You want Help me Put in Put on Get it	I want that Put it there Put it on You push it Did you push it? Can I help? Help me put it on Push it out
Exchange Information <i>(share and show objects, confirm/deny, request information, etc.)</i>	Like Need I You Put Push Stop There On Wet All	Put on? I do/did You put Need that Not need Don't want Don't push Need help You help You need You like?	Did you put it on? You need more Let's do more I want to play more I like that one I don't want Get more there It's all wet I can help you You want more? Let's put there
Social Closeness/Etiquette <i>(greet, take turns, comment, etc.)</i>	I You My Like There Go Do Play Put	I like I do You do My turn I put It on Like play Wet there Got you	You got me wet! I'm all wet! Let's get dry You got them You got all You did it I did it I like that My turn to do it

Tips to Engage, Expand, and Succeed:







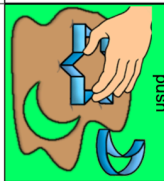
- Protect your device when playing with water! Make sure to use a low-tech communication board so that you can still communicate while having fun in the water. Download one of our core boards here: <https://aclanguelab.com/resources?category=manual-boards>
- Does your client/child love Angry Birds? Check out this post from Pinterest on how to create a real-life Angry Birds game. You can use the water squirter to knock down the birds. <https://www.pinterest.com/pin/303711568616446811/>
 - You can also create your own targets to aim at while playing. Create a bulls-eye, use a toy as a target, or a container and try to fill it up.
- Play a game to see who can squirt the water the highest/farthest. You could tell each other when to **go**, take turns (**I do/you do**), or comment on what just happened (**that was high/far, Mine was highest, Mine was far**, etc.). Or, just have fun chasing after each other and trying to spray each other with water!
- Keep it natural when you are playing! Don't force the client/child to say **go** every time they squirt the water. Don't force the child to comment on the water and that it is **wet**. Instead, you could say, "I'm all **wet**!"

Using a lite-tech communication board? Or need some choices to help you communicate during this activity?










The following strips can be used as choice boards or fringe vocabulary for the above activity. If you are using this as fringe vocabulary, you will need one of our lite-tech flip books or a single page communication board. These boards are available on our website. Download the boards [here](#). You can add these strips to a flip book. Or, you can Velcro these to the top of a single page lite-tech core word board.



You can add this strip to a LAMP WFL, Unity 84, Unity 60 lite-tech system.










water squiter			water		fun		wet		dry
									
Let's		push							
									

You can add this strip to Unity 28 lite-tech system.

water squiter	water		fun	PUSH	wet	dry
						
Let's		MORE				get
						

For WordPower
Vocabularies

[illegible][illegible]

 <p>water squirter</p>	 <p>water</p>	 <p>more</p>	 <p>fun</p>	 <p>push</p>	 <p>wet</p>	 <p>get</p>	 <p>dry</p>
 <p>Let's</p>							