

# Active with AAC



## Trampoline

Jumping on the trampoline can serve many purposes. For some children, it is calming. For others, it can wake them up and get them participating. There is also a lot of natural communication that can happen while preparing, jumping, and transitioning to/from the trampoline. Read below for some more ideas.

### Core Words

Can	I
Get	You
Go	Up
Jump	Down
Like	On
Look	Off
Stop	High
Turn	Fun
Want	Don't

### Materials

Trampoline	Child
	You
	AAC Device

### Model It on the AAC System

Modeling on your child's AAC system is just "talking" using his/her language! When you say a word with your voice, also say it using your child's voice. Take time to learn about the organization of your child's language. Use Word Finder, a helpful tool, to remember where to find words.



Reasons to Communicate	One Word	Two Words	Three(+) Words
Getting Wants/Needs Met <i>(requesting objects/ activities/permission/ attention, etc. directing action/to stop, request help)</i>	Go Do Help On Off Take Get Turn	Get on Get off My turn Help me Up here Get up You do Look me	Get on it Jump on it Go up high Help me up Take me off Put me on I want more I do more
Exchange Information <i>(share and show objects, confirm/deny, request information, etc.)</i>	Like Go Stop Help Turn On Off More Fun High Can	Get on Get down Don't help Don't jump Help me Want more Can I? Jump high Jump on Take off You jump	Can I jump? Look at me! I jump high That was fun Let's do more Let me do it It's my turn I don't need help I can do it Did you like it? I like this!
Social Closeness/Etiquette <i>(greet, take turns, comment, etc.)</i>	I You Like Go Up Down High Fun Cool	I like I do You do My turn Get on I stop That fun It cool Like it	This is fun! I like this I'm jumping high It's my turn Can I have a turn? I am all done I like it It is cool Counting (1-10)

### Tips to Engage, Expand, and Succeed:



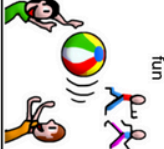




- Jumping on the trampoline can be so much fun for many kids and can be a great way to teach some basic concepts, verbs, adjectives, and more language.
  - Focus on words like: **up/down, on/off, high/low, get, get on, jump, take**
- You can also focus on and model what you say before and after jumping on the trampoline.
  - For example: **Take off** your shoes, **Get on** the trampoline, **Jump** high, Keep **jumping**, Let's **get down**
- These routines are great for learning new words. It is okay to repeat yourself! Children need multiple repetitions to learn new words and concepts. After time and multiple repetitions, you can slowly start to change your routine, add new words and concepts, and grow language.
- Set limits. Don't let the child jump on the trampoline forever with no end in sight. Make jumping a structured task. They can jump a certain number of times, before they have to ask for more. Set a timer and make them stop when it goes off. The child must ask for more in some way.
  - Check in with how they feel each time they stop jumping. Are they **tired**? Do they want to **stop**? Do they want **more**?

Using a lite-tech communication board? Or need some choices to help you communicate during this activity?









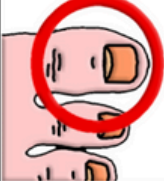
The following strips can be used as choice boards or fringe vocabulary for the above activity. If you are using this as fringe vocabulary, you will need one of our lite-tech flip books or a single page communication board. These boards are available on our website. Download the boards [here](#). You can add these strips to a flip book. Or, you can Velcro these to the top of a single page lite-tech core word board.




You can add this strip to a LAMP WFL, Unity 84, Unity 60 lite-tech system.

 trampoline		 jump		 fun					 high		 low
 Let's			 roll								

You can add this strip to Unity 28 lite-tech system.

 trampoline	 jump		 fun	 knee	 high	 low
		 MORE			 foot	 toe

For WordPower  
Vocabularies



The following strips can be used as choice boards or fringe vocabulary for the above activity. If you are using this as fringe vocabulary, you will need one of our life-tech flip books or a single page communication board. These boards are available on our website. Download the boards [here](#). You can add these strips to a



You can add this strip to the WordPress 60 Basic Flip Book to the GROUPS tab.

[illegible]

You can add this strip to the WordPress42 Basic Flip Book to the GROUPS tab.

trampoline	
jump	
fun	
high	
low	