

# Active with AAC

## Princesses & Doll House

Everyone has a favorite princess character! And many kids love pretending and playing with a doll house or princess castle. This activity is fun, functional, and a great way to model and build language. So get to work modeling language, but most importantly remember to have fun while you play!

### Core Words

Dance	Is
Do	I
Get	You
Give	It
Let's	My
Like	Mine
Look	Pretty
Need	Fun
Put	Cool

### Materials

Princesses	Child/client
(or Dolls)	You
Princess	AAC System
Castle (or doll house)	

### Model It on the AAC System

Modeling on your child's AAC system is just "talking" using his/her language! When you say a word with your voice, also say it using your child's voice. Take time to learn about the organization of your child's language. Use Word Finder, a helpful tool, to remember where to find words.

finder  
word

Find  
Word


Reasons to Communicate	One Word	Two Words	Three(+) Words
Getting Wants/Needs Met (requesting objects/activities/permission/attention, etc. directing action/to stop, request help)	Give Need Help Put Do Dance Cook Where	Give it I need Help you I help Do it Put in I cook Make dance	Can you give me it I need that I will help you You do it Let's do it Put it in Put her in Make her dance
Exchange Information (share and show objects, confirm/deny, request information, etc.)	Like Need Fun Pretty Get That Help Turn Look Let's Do	Put in? I do/did You put Need that Not need I like She dance Where it That pretty Help me Let's dance	Did you put it on? You need more Let's do more I want to play more I like that one I don't want that She is dancing It is fun That is pretty Help me do it Where is she going
Social Closeness/Etiquette (greet, take turns, comment, etc.)	I You My Like There Put Do Turn Pretty	I like I do You do My turn I put It on Like play That pretty It pretty	You did it I did it She did it I like that My turn to do it This is fun That is pretty That is cool Let's do more

### Tips to Engage, Expand, and Succeed:













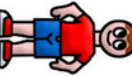

- The best way to engage your client/child in this activity is to keep it natural. Don't ask too many questions! This isn't a test. Don't force the child to make the doll do things.
- Follow the child's lead while playing. You can comment on what they are doing. Some things you could say: **that** looks **fun**, **where** is she **going**?, wow **that** is **pretty**, oh **she** is **dancing**!
- Pretend play to be a character; make the characters talk to each other. Kids love to recreate their favorite movies and scenes, so just go with it. Model one or two words on the device when you can as you play.
- You can use this activity in more structured tasks to focus on building skills. Some areas of language you might focus on:
  - Present progressive tense (that is any verb with -ing, e.g. **running**, **jumping**, etc.). Ask or comment on all the things the princess/doll does like **dancing**, **sleeping**, **eating**, **playing**
  - Pronouns: he/she, his/her, him/her
  - Possessive forms and possessive pronouns: princess' dress, **her** slipper, **his**, the boy's

Using a lite-tech communication board? Or need some choices to help you communicate during this activity?










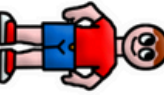

The following strips can be used as choice boards or fringe vocabulary for the above activity. If you are using this as fringe vocabulary, you will need one of our lite-tech flip books or a single page communication board. These boards are available on our website. Download the boards [here](#). You can add these strips to a flip book. Or, you can Velcro these to the top of a single page lite-tech core word board.



You can add this strip to a LAMP WFL, Unity 84, Unity 60 lite-tech system.

 princess	 prince	 castle		 dance			 cook		 pretty	 ugly
 Let's	 girl	 boy	 house		 fun				 young	 old










You can add this strip to Unity 28 lite-tech system.












 princess	 prince	 castle			 pretty	 ugly
 girl	 boy	 house		 fun	 young	 old












For WordPower  
Vocabularies



You can add this strip to the WordPower 60 Basic Flip Book to the GROUPS tab.

princess	
prince	
castle	
house	
girl	
boy	
young	
old	
pretty	
ugly	
fun	

 <p>girl</p>	 <p>princess</p>
 <p>boy</p>	 <p>prince</p>
 <p>house</p>	 <p>castle</p>
 <p>young</p>	
 <p>old</p>	 <p>pretty</p>
 <p>fun</p>	 <p>ugly</p>

 <p>girl</p>	 <p>princess</p>
 <p>boy</p>	 <p>prince</p>
 <p>house</p>	 <p>castle</p>
 <p>young</p>	
 <p>old</p>	 <p>pretty</p>
 <p>fun</p>	 <p>ugly</p>