

Active with AAC

Pop-Up Pirate

Ahoy, matey! Game time is always a fun way to spend an afternoon or just a few minutes! Pop Up Pirate is a quick game that builds in elements of suspense and surprise. Using primary color swords see who will be the one to make the pirate pop out of the barrel. Make sure you model and talk using AAC, but most importantly have fun! ARGGH!

Core Words

Put	I
Want	You
Help	My
Like	Up
Need	Down
Colors	Again
In	More
Out	That
Nervous	Funny

Materials

Pop-up Pirate	AAC User
Game: Pirate	AAC Device
Barrel	You

Model It on the AAC System

Modeling on your child's AAC system is just "talking" using his/her language! When you say a word with your voice, also say it using your child's voice. Take time to learn about the organization of your child's language. Use Word Finder, a helpful tool, to remember where to find words.

finder
word

Find
Word


Reasons to Communicate	One Word	Two Words	Three(+) Words
Getting Wants/Needs Met <i>(requesting objects/ activities/permission/ attention, etc. directing action/to stop, request help)</i>	Want Need Put Help That In Colors Out	You do I put I want Need help Put that Want (color) Need more (Color) in	I need help He go/went up Put (color) in I want (color) I need more I need more (color) Can you help me?
Exchange Information <i>(share and show objects, confirm/deny, request information, etc.)</i>	I You Need Like Put That In Want Out Down Up	I put You put Put (color) What color? What think? Put in Put down Go up Like this (Color) in (Color) out	Put it here? I like it Do you like it? Will he come out? No more (color) I like that I don't like that Look at him He went up Put him in Take (color) out
Social Closeness/Etiquette <i>(greet, take turns, comment, etc.)</i>	I You More Again Like Funny/Silly Surprise Uh-oh Cool Nervous	I do You do My turn I put Like that That funny That cool Look out Don't like Feel nervous	I like it I do it He came out You did it It's my turn I put+ color in That is funny Will he go out I don't like it/that I feel nervous

Tips to Engage, Expand, and Succeed:









- It's time to play! This is not just any "bored" game; this is a barrel of fun, with a lot of opportunities to use language. You are choosing a color, commenting on where you should put the sword, whether you will make the pirate pop, and you are probably commenting on how you feel. All these things are perfect to model on the AAC device. Keep your language natural!
- Games provide opportunities to focus on different categories of core words. Here are some categories and words you may want to focus on:
 - Prepositions: **in, out, up, down**
 - Determiners: **that, this, those**
 - Colors
 - Describing: **silly, nervous, funny, cool**
- This is a great game to practice making predictions: **"I think he will pop out!"**; and how uncertainty makes you feel: **"I'm nervous/scared he will pop!"**, **"I'm curious to see what will happen!"**, **"Yikes!"**
- Pop-Up Pirate has few rules and lots of silliness! The players can choose to play by color or by number of swords. The AAC user shouldn't have to ask for certain color or announce what they are going to do for each turn. Too much structure can make it seem like work. Enjoy game time and have fun!

Using a lite-tech communication board? Or need some choices to help you communicate during this activity?










The following strips can be used as choice boards or fringe vocabulary for the above activity. If you are using this as fringe vocabulary, you will need one of our lite-tech flip books or a single page communication board. These boards are available on our website. Download the boards [here](#). You can add these strips to a flip book. Or, you can Velcro these to the top of a single page lite-tech core word board.



You can add this strip to a LAMP WFL, Unity 84, Unity 60 lite-tech system.

 red		 yellow	 green	 blue				 again		 funny	 yikes!	 nervous

You can add this strip to Unity 28 lite-tech system.









 red	 yellow	 blue	 green		 funny	 yikes!
 in			 out		 nervous	

For WordPower Vocabularies









Using a lite-tech communication board? Or need some choices to help you communicate during this activity?

The following strips can be used as choice boards or fringe vocabulary for the above activity. If you are using this as fringe vocabulary, you will need one of our lite-tech flip books or a single page communication board. These boards are available on our website. Download the boards [here](#). You can add these strips to a flip book. Or, you can Velcro these to the top of a single page lite-tech core word board.

You can add this strip to the WordPower 60 Basic Flip Book to the GROUPS tab.

 red	 yellow	 green	 blue	 again				 funny	 oh my	 nervous

You can add this strip to the WordPower42 Basic Flip Book to the GROUPS tab.

 red	 yellow	 green	 blue	 again		 funny	 oh my
							 nervous