

# Active with AAC



## Hi Ho! Cherry-O

Looking for an easy and fun board game that involves a bit of luck to win? Hi Ho Cherry-o is a classic that offers lots of opportunities to model and use core vocabulary. Be sure to model language while you play using your AAC device or a low-tech system. Most importantly, have fun!

### Core Words

Do	I
Like	You
Go	Easy
Help	Hard
Look	Colors
Need	That
Put	Here
Reach	There
Stretch	This

### Materials

Twister	AAC User
	AAC Device
	You

### Model It on the AAC System

Modeling on your child’s AAC system is just “talking” using his/her language! When you say a word with your voice, also say it using your child’s voice. Take time to learn about the organization of your child’s language. Use Word Finder, a helpful tool, to remember where to find words.





Reasons to Communicate	One Word	Two Words	Three(+) Words
Getting Wants/Needs Met <i>(requesting objects/ activities/permission/ attention, etc. directing action/to stop, request help)</i>	Put Need On Off Do You Take Help Go	Put on You need Need+ color/fruit Take off Take that You do Need help Want (color) Go again	I need that Put it on Take it off Put in bucket I want + color Do that again Help me put on Need to put back I want + color/fruit
Exchange Information <i>(share and show objects, confirm/deny, request information, etc.)</i>	You There That Colors Fruit 1,2,3,4 All No More Look How Where	I do You do Take + number Take + color Put on How many Take +1,2,3,4 Where go All on/off All gone Not that No more	Look at you! All color/fruit on Put all on Put 2 on How many on/off Where (does) it go Fruit/Color is all off Fruit/color is gone Take +number off More color/fruit on You see that No more on tree
Social Closeness/Etiquette <i>(greet, take turns, comment, etc.)</i>	I You Again Look Do Spin Oh no! Oh my! Yes! Bummer	I/You spin My/your turn Go again Look out This fun Go again Look that It spill(ed) All gone You win	You spin again Put all (back) on You did it! All in bucket Wow! Good job! Not the bird/dog! I like this! This is fun! Let’s play again! Oh no, It spill(ed)

### Tips to Engage, Expand, and Succeed:








- While the Classic Hi Ho Cherry-O was limited to Cherries, the updated version includes other fruit trees and colors. Either version sets the stage for a great way to target core vocabulary and language concepts! Your goal is to have fun playing while keeping the models natural.
- Some concepts to focus on with Hi Ho Cherry O:
  - Social skills: Taking turns, supportive comments
  - Colors: red, blue, green (new version)
  - Prepositions: in, out, on, off
  - Number concepts/counting: 1-10, all, many, few, none
  - Following and giving directions: take # off, put # in bucket, put 2 on, put all back on
- Cooperative play is also an option with Hi Ho Cherry-O. You can work together to pick all the fruit from the trees before the included puzzle is put together. Or skip the puzzle and set a timer to see if all the fruit can be picked from the trees before time runs out.

Using a lite-tech communication board? Or need some choices to help you communicate during this activity?








The following strips can be used as choice boards or fringe vocabulary for the above activity. If you are using this as fringe vocabulary, you will need one of our lite-tech flip books or a single page communication board. These boards are available on our website. Download the boards [here](#). You can add these strips to a flip book. Or, you can Velcro these to the top of a single page lite-tech core word board.



You can add this strip to a LAMP WFL, Unity 84, Unity 60 lite-tech system.

 take		1		 blue		2		 green		3		 Bummer!		4		 awesome	 bucket
 red																	

You can add this strip to Unity 28 lite-tech system.

 take			 red		 blue		 awesome	 green
 bucket				 Bummer!				

Using a lite-tech communication board? Or need some choices to help you communicate during this activity?

The following strips can be used as choice boards or fringe vocabulary for the above activity. If you are using this as fringe vocabulary, you will need one of our lite-tech flip books or a single page communication board. These boards are available on our website. Download the boards [here](#). You can add these strips to a flip book. Or, you can Velcro these to the top of a single page lite-tech core word board.



You can add this strip to the WordPower 60 Basic Flip Book to the GROUPS tab.

		1	2	3	4			bucket	
					awesome		bummer		

You can add this strip to the WordPower42 Basic Flip Book to the GROUPS tab.

1	2	3	4				
	bucket	awesome		bummer			