

# Active with AAC



## Cars

Summer is the perfect time for water play. Water squirters are an awesome way to play and have fun! See the Tips to Engage, Expand, and Succeed section for a fun target game you can create to make this activity more focused. **Be sure to use a low-tech communication board when playing with water!**

### Core Words

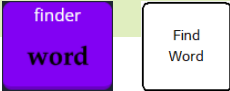
Want	I
Like	You
Big	My
Little	Good
Colors	Try
Go	That
Stop	Fast
Again	Slow
First	Last

### Materials

Vehicles of different type, size, and color  
AAC User  
AAC Device  
Optional: track, ramp  
You

### Model It on the AAC System

Modeling on your child’s AAC system is just “talking” using his/her language! When you say a word with your voice, also say it using your child’s voice. Take time to learn about the organization of your child’s language. Use Word Finder, a helpful tool, to remember where to find words.




Reasons to Communicate	One Word	Two Words	Three(+) Words
Getting Wants/Needs Met <i>(requesting objects/activities/permission/attention, etc. directing action/to stop, request help)</i>	Want That Push Go Again Colors Help Look Stop	You do I go I want Need help Want + size Want + color Do again Size + color I/You stop	I can help It go fast Want + size + color I want + color I go again You go again Don’t want +color I can do it You stop that
Exchange Information <i>(share and show objects, confirm/deny, request information, etc.)</i>	I You Like That Not Stop Want First Last Try	I go You go Try again What color? Go fast Go slow Like that Don’t like Color + go Color + win	I will go You can go You go next It go(es) fast That go(es) slow I like that I don’t like that Look at that Try it again Color+ is fast
Social Closeness/Etiquette <i>(greet, take turns, comment, etc.)</i>	I You Again Like Fast Wow Oh no Uh-oh Cool Yikes	I do You go Good try Like that That fast Try again Look out Look cool That slow Look out	I like it I do it Color+ is first You did it It’s my turn I like +color That is cool Will it be fast/slow Color + is last That was a good try

### Tips to Engage, Expand, and Succeed:


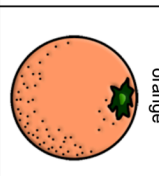









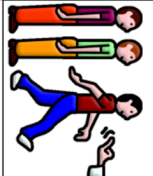

- Let’s have fun and enjoy the thrill of the race! Use cardboard or blocks to make a road; maybe have the cars start at the top of a ramp to give them a little more speed. You can even use a stopwatch to see which car has the fastest time on the track. From choosing the size and color of the vehicle, to making comments on the speed of the racers there are many opportunities to use core vocabulary. Keep your language natural and use this time to model on the AAC device.
- Imaginative play provides opportunities to focus on different categories of core words. Here are some categories and words you may want to focus on:
  - Organizing and sequencing: **first, next, last**
  - Colors
  - Describing: **fast, slow, big, little, first, last**
  - Comparisons: **faster, fastest, slower, slowest, best**
  - Comments: **cool, awesome, wow, oh no, yikes**
- Talk about what happens as the vehicles race “**Oh no!** The **blue** truck **fell over.**”; “Look at her **green** car **go!**”; “That **purple** car is **cool!**”
- Host a winner’s circle to celebrate the vehicles that win the most races “The **little red** car is the **fastest**”. You can also work on sportsmanship “**Good try** blue truck!”

Using a lite-tech communication board? Or need some choices to help you communicate during this activity?





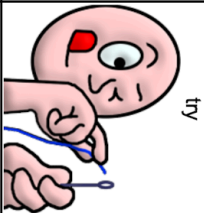



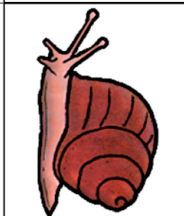
The following strips can be used as choice boards or fringe vocabulary for the above activity. If you are using this as fringe vocabulary, you will need one of our lite-tech flip books or a single page communication board. These boards are available on our website. Download the boards [here](#). You can add these strips to a flip book. Or, you can Velcro these to the top of a single page lite-tech core word board.



You can add this strip to a LAMP WFL, Unity 84, Unity 60 lite-tech system.


									
									

You can add this strip to Unity 28 lite-tech system.







Using a lite-tech communication board? Or need some choices to help you communicate during this activity?

The following strips can be used as choice boards or fringe vocabulary for the above activity. If you are using this as fringe vocabulary, you will need one of our lite-tech flip books or a single page communication board. These boards are available on our website. Download the boards [here](#). You can add these strips to a flip book. Or, you can Velcro these to the top of a single page lite-tech core word board.



You can add this strip to the WordPower 60 Basic Flip Book to the GROUPS tab.


You can add this strip to the WordPower42 Basic Flip Book to the GROUPS tab.

last 			next 	again 			awesome 	oh no 
		first  1 2 3						