

Active with AAC

Bubbles

Who doesn't love bubbles? They are a classic childhood activity that can provide hours of fun. But, there is also a lot talk about while playing with bubbles. Check our Tips to Expand and Engage for ideas on what to do and say while playing with bubbles.

Core Words

| | |
|------|-------|
| Do | I |
| Get | You |
| Go | Me |
| Help | It |
| Like | They |
| Look | Up |
| Need | Down |
| Open | More |
| Put | Uh-oh |

Materials

| | |
|---------|------------|
| Bubbles | AAC User |
| | AAC Device |
| | You |

Model It on the AAC System

Modeling on your child's AAC system is just "talking" using his/her language! When you say a word with your voice, also say it using your child's voice. Take time to learn about the organization of your child's language. Use Word Finder, a helpful tool, to remember where to find words.

finder
word

Find
Word



| Reasons to Communicate | One Word | Two Words | Three(+) Words |
|---|---|---|---|
| Getting Wants/Needs Met <i>(requesting objects/ activities/permission/ attention, etc. directing action/to stop, request help)</i> | Go More Do Put Get Open Help In | Do it You go I do Do more Get it Put in Open it Help me | I do it You do it I need help Put it in Get them all I want more Help me open You open it |
| Exchange Information <i>(share and show objects, confirm/deny, request information, etc.)</i> | Like Need Put Do I You Help Up Down Look More | You like? I like Do more I do Go up Go down Put in Help me Look up Want more? Look that | I like that Do you like it? Let's do more I want to do it You do it Can you help me? You want more? Look at that one They go up They go down They fall down |
| Social Closeness/Etiquette <i>(greet, take turns, comment, etc.)</i> | I You Turn Do Like Cool Fun Up Uh-oh | I like I do You do My turn Go up Do it Like that That cool This fun | It go up They fall down Uh-oh it pop I like that This is fun You did it Let's do more I want to do it It's my turn |

Tips to Engage, Expand, and Succeed:



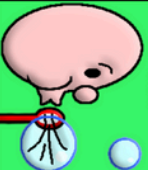




- Bubbles are a simple and classic activity that keeps kids engaged and playing. But, if you are looking for more fun and creative ideas try searching Pinterest. There are some fun activities to be found, like painting with bubbles, making giant bubbles, designing bubble wands, making unbreakable bubbles, and creating bubble snakes.
- Remember to focus most of your modeling on core words. The words "blow" and "pop" are used a lot in activity like blowing bubbles. However, we don't use them many other times throughout the day. So, try to focus on other core words you can use while playing.
 - Ready to blow more bubbles? Have the child tell you: **go, more, or do it**
 - Ready to pop the bubbles? Use other core words like: **You do it, Get the bubbles, Get them all**
- Don't make this fun activity feel like work! Avoid requiring the child to work for the bubbles by having them ask/tell you to blow bubbles each time. You can do it a few times, but not every time! Keep your modeling of language natural to increase engagement and opportunities for communication.

Using a lite-tech communication board? Or need some choices to help you communicate during this activity?








The following strips can be used as choice boards or fringe vocabulary for the above activity. If you are using this as fringe vocabulary, you will need one of our lite-tech flip books or a single page communication board. These boards are available on our website. Download the boards [here](#). You can add these strips to a flip book. Or, you can Velcro these to the top of a single page lite-tech core word board.




You can add this strip to a LAMP WFL, Unity 84, Unity 60 lite-tech system.

| | | | | | | | | | | |
|---|--|--|--|--|--|--|--|--|--|--|
| bubble wand  | | | | | | | | | | |
| open  | | | | | | | | | | |
| blow  | | | | | | | | | | |
| bubbles  | | | | | | | | | | |
| | | | | | | | | | | |
| pop  | | | | | | | | | | |
| | | | | | | | | | | |
| fun  | | | | | | | | | | |
| uh oh  | | | | | | | | | | |
| | | | | | | | | | | |

You can add this strip to Unity 28 lite-tech system.







| | | | | | | |
|--|--|--|--|--|--|--|
| bubble wand  | bubbles  | | | | | |
| open  | | | | | | |
| blow  | | | | | | |
| | | | | | | |
| pop  | fun  | | | | | |
| | | | | | | |
| | uh oh  | | | | | |

For WordPower
Vocabularies



You can add this strip to the WordPress 60 Basic Flip Book to the GROUPS tab.

| | |
|--|----------|
| A cartoon illustration of a person's head and shoulders. They are blowing air towards several small, light blue bubbles floating away from their mouth. | bubbles |
| A cartoon illustration of a hand holding a sharp object, like a pin or needle, which is touching a red balloon. A small black squiggle indicates the point of contact where it is about to pop. | pop |
| | |
| | |
| | |
| | |
| | |
| | |
| | |
| A cartoon illustration of a person's head and shoulders. They are smiling broadly and looking down at a red balloon that is attached to a string held in their hand. | fun |
| A cartoon illustration of a person's head and shoulders. They have a sad expression, with slanted-down eyebrows and a frown. Their hands are raised near their face, suggesting stress or frustration. | uh oh... |

| | |
|-------------|---|
| blow |  |
| bubbles |  |
| pop |  |
| bubble wand |  |
| | |
| | |
| | |
| | |
| | |
| fun |  |
| uh oh... |  |