

## Ball Pit

Jump in! Let's play in the ball pit! Jump in, swim through the multi-colored balls, and have fun. There is still plenty to say and model on an AAC device while enjoying the ball pit. Bring your AAC device or a lite-tech board to keep the communication going while you play.

### Core Words

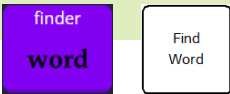
Come	I
Go	You
Jump	In
Like	On
Look	Under
Play	More
Move	That
Throw	There
Want	Here

### Materials

Ball pit	AAC User
Balls	AAC Device
	You

### Model It on the AAC System

Modeling on your child's AAC system is just "talking" using his/her language! When you say a word with your voice, also say it using your child's voice. Take time to learn about the organization of your child's language. Use Word Finder, a helpful tool, to remember where to find words.





Reasons to Communicate	One Word	Two Words	Three(+) Words
Getting Wants/Needs Met (requesting objects/ activities/permission/ attention, etc. directing action/to stop, request help)	Jump Play Want More In Here Throw Come Move	Jump in Play more I want I play Jump here Throw here Throw me Come in Move that	I jump in You jump in I want more I play more Jump in there Put it in there Move that there Throw it to me Throw it here
Exchange Information (share and show objects, confirm/deny, request information, etc.)	Look Jump In On Under Like There Here Put Play Where	Look this Look that Look here Jump here Like that Want that On that Under that This fun That cool Where go?	I jump there You jump here Look at this I like that That was fun I am under here Where are you? Where throw it? Where is it? I play more Let's play more
Social Closeness/Etiquette (greet, take turns, comment, etc.)	I You Go More Like Fun Cool Colors In Under	I do You go Good try Good job! Like that That cool This fun It +color That +color It under	I do it You do it I like that! That is cool This is fun! It is +color That is +color I am under here Let's play more You try it

### Tips to Engage, Expand, and Succeed:






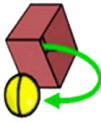

- The ball pit is a fun place to play! Or for some children it can be a chance to take a break and calm down. Depending on the goal, you may need to adjust your communication style. For example, if you are taking a break in the ball pit, you may reduce the number of times you speak, you may speak in a quieter, softer voice, etc. Just keep the reason for playing in the ball pit in mind.
- You can have fun and still infuse some structure to target language. Here are some suggestions for words and concepts you can target:
  - Colors: sort the different colors into different buckets
  - Prepositions/Determiners: find different objects hidden in the ball pit or put your body under and on/above all the balls. Some word you can model are: **in, out, under, on, here, there**
  - Other Language Goals: before letting the AAC user jump into the ball pit make them complete 1-2 repetitions of your goal (e.g. using plural markers, using pronouns, using present progressive, etc.), then they can jump in as a reward.
  - Remember these research based techniques: **wait** (at least 10 seconds) when asking for a response, **model more**, **ask open-ended questions**, and **keep it natural!**

Using a lite-tech communication board? Or need some choices to help you communicate during this activity?





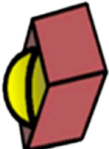
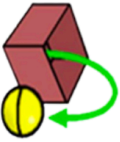

The following strips can be used as choice boards or fringe vocabulary for the above activity. If you are using this as fringe vocabulary, you will need one of our lite-tech flip books or a single page communication board. These boards are available on our website. Download the boards [here](#). You can add these strips to a flip book. Or, you can Velcro these to the top of a single page lite-tech core word board.



You can add this strip to a LAMP WFL, Unity 84, Unity 60 lite-tech system.


 ball			 jump		 throw		 in			 under		 out
	 there											

You can add this strip to Unity 28 lite-tech system.


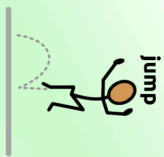
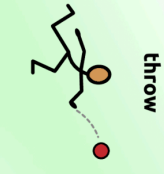
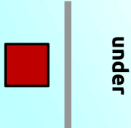

 ball		 jump		 in	 throw		 under	 out
	 there							

Using a lite-tech communication board? Or need some choices to help you communicate during this activity?


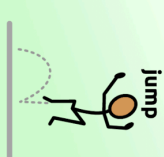
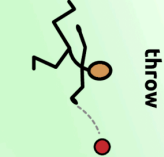
The following strips can be used as choice boards or fringe vocabulary for the above activity. If you are using this as fringe vocabulary, you will need one of our lite-tech flip books or a single page communication board. These boards are available on our website. Download the boards [here](#). You can add these strips to a flip book. Or, you can Velcro these to the top of a single page lite-tech core word board.



You can add this strip to the WordPower 60 Basic Flip Book to the GROUPS tab.

												
-s												

You can add this strip to the WordPower42 Basic Flip Book to the GROUPS tab.

									
-s		