

Active with AAC

AACTing It Out Cards Fall Themed Cards

Use this starter deck of cards to play different games, like matching games and more. See the Tips to Engage, Expand, and Succeed section for more ideas on how to play. Each card contains a fun activity to act out with your body. There are also blank cards for you to create your own fun actions and cards!

Core Words

Do	I
Like	You
Go	Me
Help	Fun
Look	What
Take	That
Turn	How
Easy	This
Hard	Can

Materials

AACTing It Out	AAC User
Cards	AAC Device
	You

Model It on the AAC System

Modeling on your child's AAC system is just "talking" using his/her language! When you say a word with your voice, also say it using your child's voice. Take time to learn about the organization of your child's language. Use Word Finder, a helpful tool, to remember where to find words.

finder
word

Find
Word


Reasons to Communicate	One Word	Two Words	Three(+) Words
Getting Wants/Needs Met (requesting objects/ activities/permission/ attention, etc. directing action/to stop, request help)	Go Fall Run Take Do You I Turn	You run You (+ action on card) Fall like Take one Try it Your turn Look me	Run like this You do this Fall like a You do it You try it Look at me You take one Do it like this
Exchange Information (share and show objects, confirm/deny, request information, etc.)	Like I You Easy Fun Hard How Do This Look Help	Like this Do this I do/did You do This easy That fun How do Look me You look Look like Help me	Go like this You did it That was fun Can you help me How do it How did you How do you do that Look at me I like this What is that Show me how
Social Closeness/Etiquette (greet, take turns, comment, etc.)	Easy Hard Fun Like Good Turn I You Do	I like I do You do My turn That easy That fun Good job Like that Look fun	That was hard This is easy This is fun I like that That looks fun It's your turn I want to try You did good I feel tired

Tips to Engage, Expand, and Succeed:




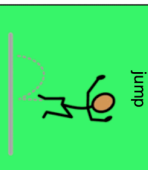


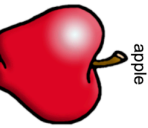
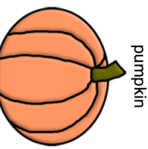




- The actions on these cards are meant to be acted out with your whole body (i.e. gross motor), which is a great way to get out some energy and have fun. You can use these cards to play many games. Here are some examples of games you can play:
 - You can print two sets to play a matching game. When you find a match, act out what is on the card.
 - Use these cards with another game, like Candy Land. Draw a Candy Land card and an AACTing It Out card. Move in the game and then act out the card.
 - Take turns drawing cards and acting out the actions. Vote or comment on who acted out the card the best.
- Take turns letting the AAC user direct the actions of others. Take turns telling each other what actions to do. If you have a group, go around in a circle watching each other AACT It Out.
- Make it a race! Put two lines on the floor (start and finish). Go back and forth acting out different actions on the cards. Make each action a race to the finish. To get the AAC user talking more, each user can take a turn pulling a card and telling the action to the group.
- Comment on the cards. Did you **have fun**? Was **that hard**? Who **did it best**? Is **it fun**?
- Remember to keep it natural! Have fun! Be creative!

Using a lite-tech communication board? Or need some choices to help you communicate during this activity?













The following strips can be used as choice boards or fringe vocabulary for the above activity. If you are using this as fringe vocabulary, you will need one of our lite-tech flip books or a single page communication board. These boards are available on our website. Download the boards [here](#). You can add these strips to a flip book. Or, you can Velcro these to the top of a single page lite-tech core word board.



You can add this strip to a LAMP WFL, Unity 84, Unity 60 lite-tech system.

 crawl	 fall	 grow							
 jump	 run	 roll				 apple	 pumpkin	 popcorn	
						 leaf	 fox	 turkey	

You can add this strip to Unity 28 lite-tech system.

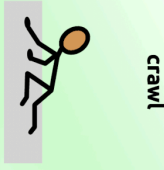





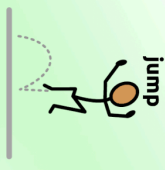





 crawl	 fall	 grow				 apple	 pumpkin	 turkey
 jump	 run	 roll				 leaf	 fox	 popcorn

Using a lite-tech communication board? Or need some choices to help you communicate during this activity?


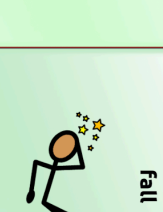




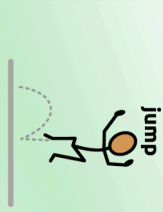
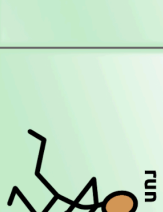




The following strips can be used as choice boards or fringe vocabulary for the above activity. If you are using this as fringe vocabulary, you will need one of our lite-tech flip books or a single page communication board. These boards are available on our website. Download the boards [here](#). You can add these strips to a flip book. Or, you can Velcro these to the top of a single page lite-tech core word board.



You can add this strip to the WordPower 60 Basic Flip Book to the GROUPS tab.

crawl	fall	grow			leaf	fox	turkey		
									
jump	run	roll			apple	pumpkin	popcorn		
									

You can add this strip to the WordPower42 Basic Flip Book to the GROUPS tab.


crawl	fall	grow			leaf	fox	turkey
							
jump	run	roll			apple	pumpkin	popcorn
							

Create your own actions here.


Add symbols and descriptions here.

Create your own actions here.


Add symbols and descriptions here.



Roll like a pumpkin.




Jump like popcorn.




Grow like an apple.



Run like a turkey.



Fall/Float like a leaf.



Crawl/Scurry like a fox.




Create your own actions here.


Add symbols and descriptions here.

Create your own actions here.


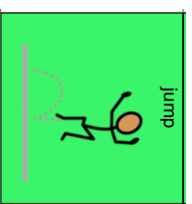
Add symbols and descriptions here.




Roll like a pumpkin.





Jump like popcorn.



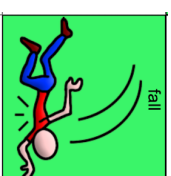
Grow like an apple.



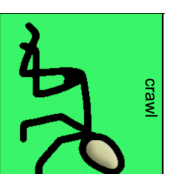
Run like a turkey.



Fall/Float like a leaf.



Crawl/Scurry like a fox.



AActing It
Out Cards
Fall

AActing It
Out Cards
Fall

AActing It
Out Cards
Fall

AActing It
Out Cards
Fall

AActing It
Out Cards
Fall

AActing It
Out Cards
Fall

AActing It
Out Cards
Fall

AActing It
Out Cards
Fall