



# A Year of Words



Individuals who are learning to use their AAC systems need lots of practice on their core vocabulary words. This packet contains 12 grids of core words, one for each month. Speech-language pathologists, educators, and families can keep the grid of the month handy, and use it as a reminder of which words to focus on for that month. Over the year, you will have given the AAC learner focused practice on 144 words that will help them communicate effectively across many environments and activities.

**How to Use:** Determine which symbol set(s) your learners have in their AAC systems (e.g., PCS/Boardmaker, SymbolStix, Pixons, etc). Before the start of the month, insert the appropriate AAC symbol in each box and print the grid. Keep it handy as you provide focused language stimulation on those 12 words throughout the month. You may also want to share copies with the family and other team members.

.....

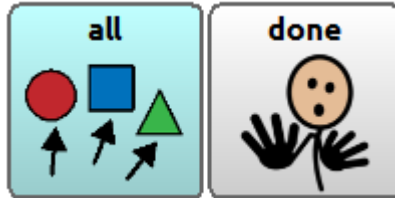
For more information on semantic intervention for individuals with significant communication challenges see our Vocabulary Instruction Round-Up at <http://bit.ly/SKQP5W>, a Pinterest board with activity ideas (<http://bit.ly/ZJVOqK>), and a SpringPad (<http://bit.ly/RPKosa>).

# JANUARY WORDS

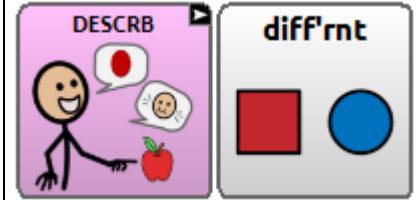
again



all gone/ all done



different



help



mine



more



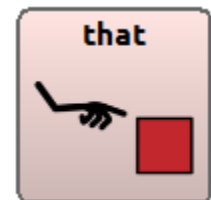
not/don't



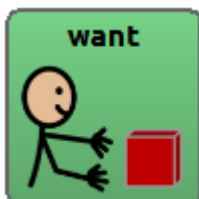
stop



that



want



what

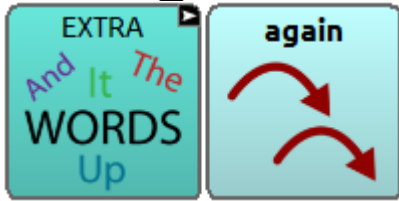


you



# FEBRUARY WORDS

again



eat



get



go



happy



here



I/me



like



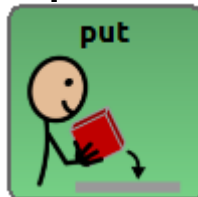
on



play



put



this

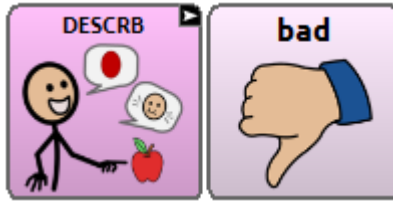


# MARCH WORDS

away



bad



come



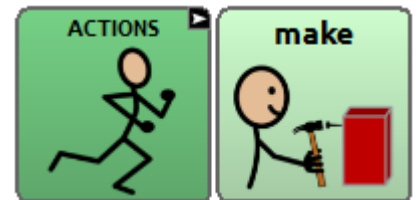
good



it



make



now



off



read



there



thing

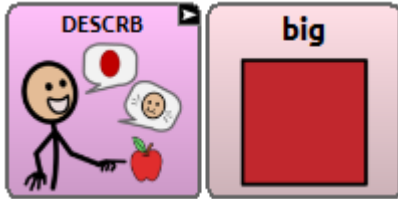


where




# APRIL WORDS


big



busy




do



drink



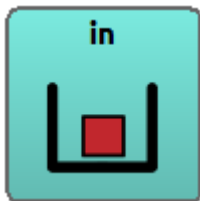
feel



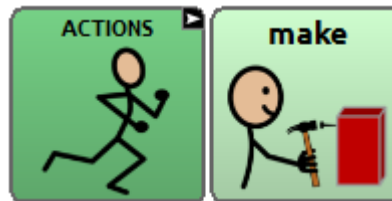
he



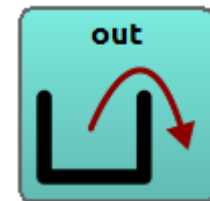
in



make



out



some



tell

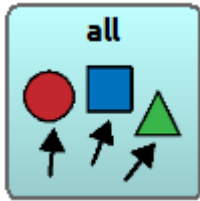


who



# MAY WORDS

all



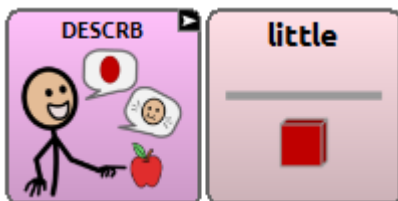
down



good



little



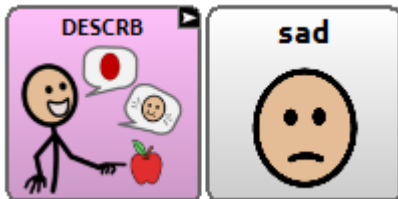
my



question



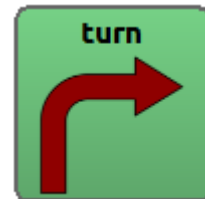
sad



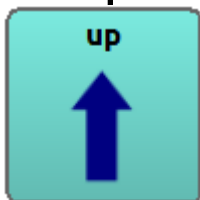
she



turn



up



who

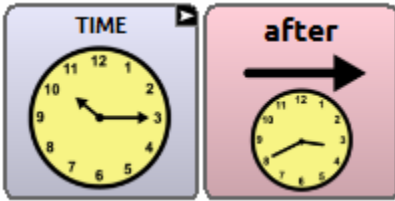


why




# JUNE WORDS


after



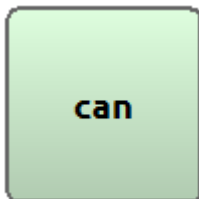
am/is/be



because

(could add to  
extra words )


can




cold



fast



fun



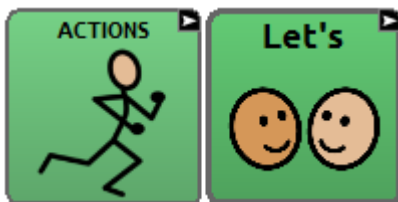
have



hungry



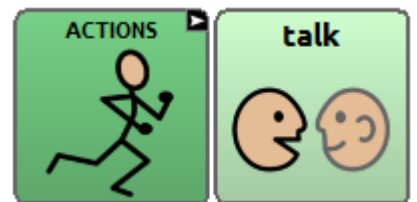
let/let's



need



talk



# JULY WORDS


and



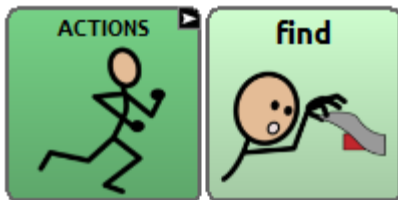
before




color



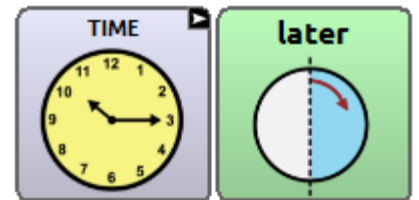
find



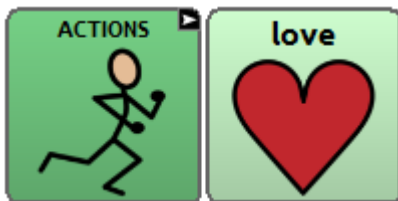
is



later



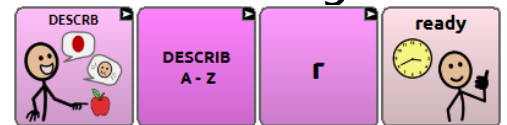
love



much



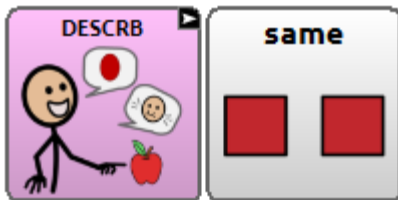
ready



or could use



same



they



with





# AUGUST WORDS

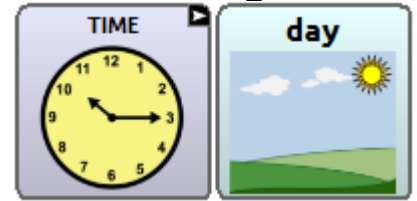
any



bring



day



fall




give



hot




job




know



other

(could add to  
extra words  )


sick



sorry



together


(could add to  
extra words  )

# SEPTEMBER WORDS

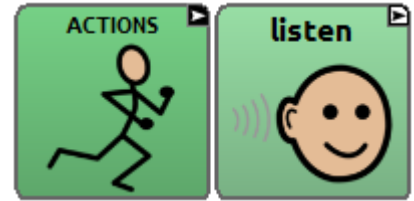
almost




call



listen



name




nice



over



place



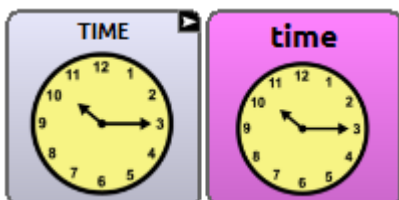
sit



take



time



we



write



# OCTOBER WORDS

another

(could add to

extra words  )

change




every



for



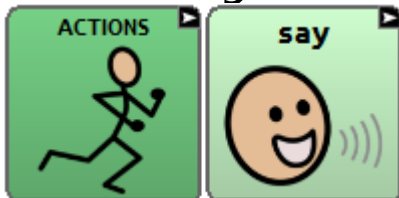
idea



pretty



say




start



thank you



think



try



under



# NOVEMBER WORDS

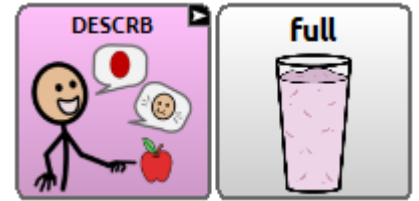
body



dress



full



guess



hi



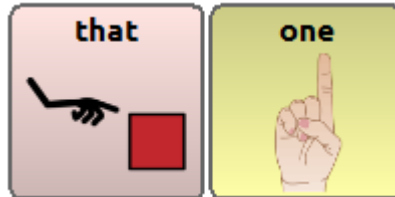
live



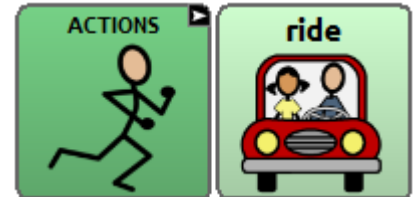
maybe




one



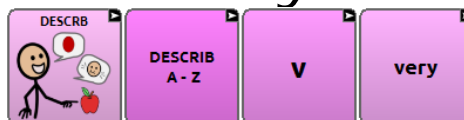
ride



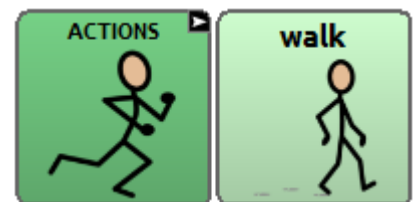
tired



very

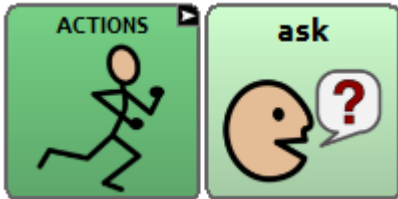


walk




# DECEMBER WORDS

ask




favorite



goodbye



hear



of



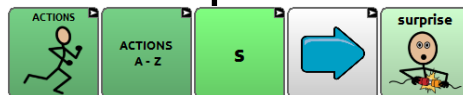
please



silly



surprise



these



use



way



work

