

Welcome to a Day on Staycation!

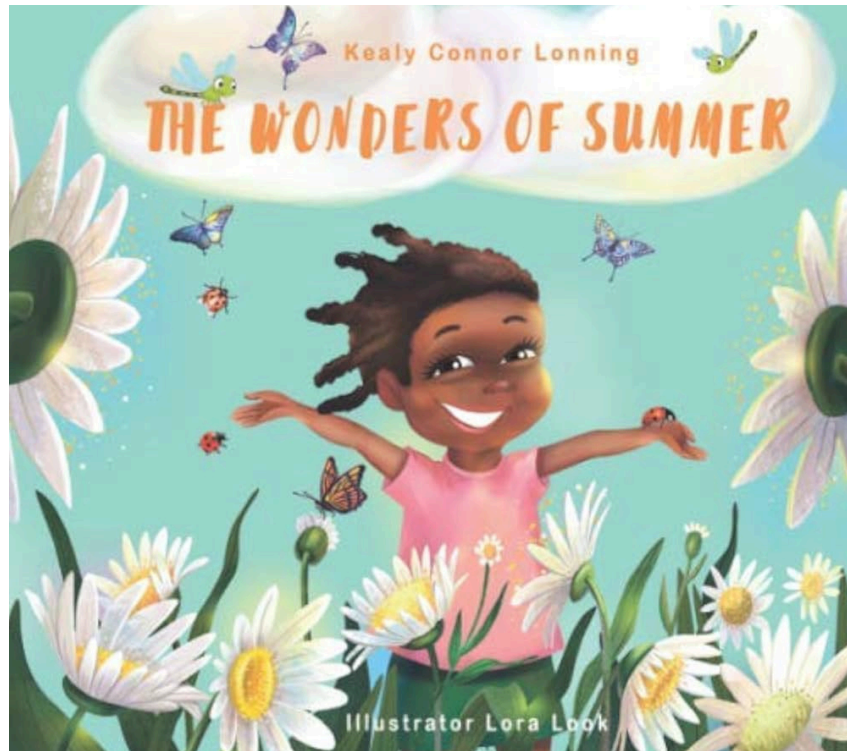
Introduction

Spend a day on staycation with PRC-Salttillo! We have planned a day packed with engaging activities to grow communication and language skills. The activities are quick and simple to implement from the comforts of home. Today's agenda includes a shared reading activity, game, cooking activity, craft, and writing activity.

Activities can be adapted to meet the unique skills and needs of your communicator to optimize access, engagement, and learning. Suggested core words to target during the activities are provided, or come up with your own target core words that best meet your communicator's language skills and goals.

Let's go on staycation!

Read



Title: The Wonders of Summer

Author: Kealy Connor Lonning

Illustrator: Lora Look

Enjoy a story about the wonders of summer. Throughout the story, a dad and daughter have fun doing different activities in their home and town. They discover all the wonders of summer while staying home!

A read-aloud video for today's book is available at the following link:

<https://www.youtube.com/watch?v=KbFJTuw0blIQ&list=PL-7d4kfMclvhcPaWW4R2hQ1Ci621KU857&index=1>



Target Words

Suggested words to teach and model today are listed below. Feel free to add to this list! Download smart charts showing the symbol sequences for some of our vocabularies or make your own using our free software or the Smart Chart Generator with your AAC Language Lab subscription.

As you read:

For emergent literacy learners: Make a comment, ask a question, and respond to your communicator.

For conventional literacy learners: Choose a few letters to look for in the text, look for words in the text with similar word endings (-at, -it, -ake, etc.), make new words by adding a different beginning sound to one of the word endings.

- they
- look
- like
- fun
- in




Play

It's fun to practice our target words while playing.
Today, we are going on a wildflower find.

How To Play:

1. Print one page of wildflowers.
 - a. One page has flowers with core words and the other page has blank spaces for you to write in your own target words.
2. Cut out the flowers individually. You can laminate the flowers if desired.
3. Hide the flowers around the house (inside or outside)!
4. The communicator will walk around the house (or yard) to find all the flowers. When they find a flower, they could use their AAC device to:
 - a. Say the word on the flower;
 - b. Generate a sentence or question with the word on the flower;OR
 - c. Use the word on the flower according to the communication function they are working on.
5. Put all the flowers in a vase. Make a paper vase by taping a piece of paper into a cylinder shape, or use a real vase!

Game materials can be found in the supplemental packet.



Cook

Let's Cook Frozen Lemonade!

We can use our target words for today as we enjoy cooking a tasty treat.

Recipe

Ingredients:

- 3 cups cold water
- 1 cup sugar
- 1 cup fresh lemon juice (5-6 lemons)
- 5 cups ice
- Maraschino cherries
- Optional: 1 tablespoon lemon zest



Directions:

1. Make simple syrup by boiling 1 cup of water and 1 cup of sugar. Boil until the sugar is completely dissolved.
2. Let the simple syrup cool.
3. Pour 2 cups of cold water, simple syrup, 1 cup of lemon juice, 1 tablespoon of lemon zest (if using), and 5 cups of ice into a blender. Blend until smooth.
4. Pour the frozen lemonade into a glass, top with maraschino cherries, and enjoy!



Craft

Let's Make Something!

Today we'll be making a bottle firefly. Use today's target words as you make decisions about your project.

You Need:

- Empty plastic water or soda bottle
- Glow sticks
- Glue gun
- Colored tissue paper
- Decorations, such as googly eyes, foam/construction paper, and pipe cleaners
- Scissors



Directions:

1. Glue googly eyes on the bottle cap to create a face.
2. Glue tissue paper around the bottle to make a shell.
3. Wrap pipe cleaners around the bottle to make legs, antennae, or stripes.
4. Cut 2 half circles out of foam or construction paper to make wings. Glue them to the bottle.
5. Crack glow sticks to turn them on. Put the glow sticks inside the bottle.
6. Put the bottle cap on.

Make your own bottle firefly to sparkle and glow in the dark.



Write

Let's Write About It!




WRITING



We had a lot of fun doing the activities on staycation. We can write about it to share with others.

Use the writing template in the supplemental packet to write about your day on staycation.

 **My Staycation Bucket List**

A bucket list is a list of things you would like to do, see, and experience. Support your communicator in writing their bucket list for staycation below by completing each sentence below.

What will you do on staycation?


I want to eat _____

I want to drink _____

I want to see _____

I want to _____
(an activity you want to do)

I want to _____



© 2025 PRC-Saltlito. Non-commercial reprint rights for clinical or personal use granted with inclusion of copyright notice. Commercial use prohibited; may not be used for resale. Contact PRC-Saltlito for questions regarding permissible uses.

