
A YEAR OF WORDS: UNIDAD[®] 36 (ENGLISH)

In this folder you will find materials to help you teach a core vocabulary of 144 words over a year using the Unidad 36 vocabulary program. These have been chosen to provide a spread of useful, high-frequency words that are used by different populations across different situations.

CALENDAR

This is a 12-page set of grids that you can print out, laminate, and use month by month. You may even want to share it among all the people who come into contact with your client. It can also be used as a checklist, where you cross off each word as it is learned.

CHEAT SHEETS

Use the monthly Cheat Sheets if you simply want to hand out a list of the words and their sequences. Print out as many as you like and use them as you like. If you want to cut out symbols sequences and add them to books so you client can “read” the words, all you need do is print out on some sticker paper.

WORD LISTS TO IMPORT

This folder contains each monthly word list as TXT files, which means you can import them into you device and use them with the Vocabulary Builder feature. All PRC Accent devices have this feature and most other PRC devices do, too.

ACKNOWLEDGMENTS

The “Year of Words” is based on original work by Carole Zangari, who runs and owns the wonderful *PrAACtical AAC* web site <http://practicalaac.org>, a treasure trove of ideas and suggestions based on Carole’s wealth of experience in the field of AAC.

If you have any ideas, suggestions, and comments, feel free to contact Russell Cross, at free.writer@gmail.com or speechdudes@gmail.com



A Year of Words



Individuals who are learning to use their AAC systems need lots of practice on their core vocabulary words. This packet contains 12 grids of core words, one for each month. Speech-language pathologists, educators, and families can keep the grid of the month handy, and use it as a reminder of which words to focus on for that month. Over the year, you will have given the AAC learner focused practice on 144 words that will help them communicate effectively across many environments and activities.

How to Use: This document is designed for the 36-location version of Unidad® so make sure that's what you have in your device. Before the start of the month, insert the appropriate AAC symbol in each box and print the grid. Keep it handy as you provide focused language stimulation on those 12 words throughout the month. You may also want to share copies with the family and other team members.

Customization Note: The sequences for the following words are not in the default Unidad so you will need to add them using the icons as shown on the page for the months: *busy, guess, idea, and surprise.*

.....

For more information on semantic intervention for individuals with significant communication challenges see the Vocabulary Instruction Round-Up at <http://bit.ly/SKQP5W>, a Pinterest board with activity ideas (<http://bit.ly/ZJVOqK>), and a SpringPad (<http://bit.ly/RPKosa>).

JANUARY WORDS

again



all done/all gone



different



help



mine



more



not/don't



stop



that



want



what



you



FEBRUARY WORDS

again



eat



get



go



happy



here



I/me



like



on



play



put



this



MARCH WORDS

away



bad



come



good



it



make



now



off



read



there



thing



where



APRIL WORDS

big



busy



do



drink



feel



he



in



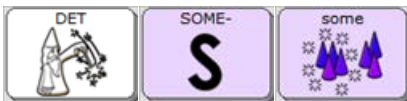
make



out



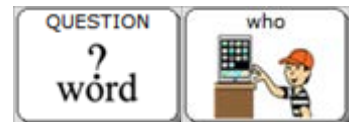
some



tell



who



MAY WORDS

all



down



good



little



my



question



sad



she




turn



up



who



why



JUNE WORDS

after



am/is/be



because



can



cold



fast



fun



have



hungry



let/let's



need



talk



JULY WORDS

and



before



color



find



is



later



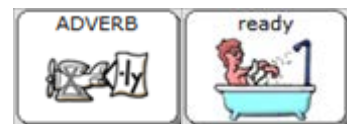
love



much



ready



same



they

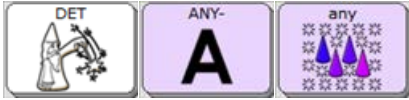


with



AUGUST WORDS

any



bring



day



fall



give



hot



job



know



other



sick



sorry



together



SEPTEMBER WORDS

almost



call




listen



name



nice



over



place



sit



take



time



we



write



OCTOBER WORDS

another



change



every



for



idea



pretty



say



start



thank you



think



try



under



NOVEMBER WORDS

body



dress



full



guess




hi



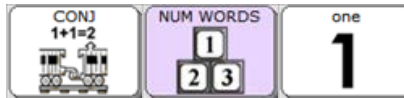
live



maybe



one



ride



tired



very



walk



DECEMBER WORDS

ask



favorite



goodbye



hear



of



please



silly



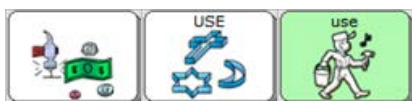
surprise



these



use


























way



work



A YEAR OF CORE WORDS: JANUARY

again	ADVERB 	again 	
all done	INTERJ 	all done 	
all gone	INTERJ 	all gone 	
different		DIFFERENT 	different 
don't		N'T 	don't 
help		help 	
mine		mine 	
more		more 	
not	ADVERB 	not 	
stop		stop 	
that	DET 	that 	
want		want 	
what	QUESTION ? word	what 	

you



A YEAR OF CORE WORDS: FEBRUARY

again	ADVERB 	again 
eat		eat 
get		get 
go		go 
happy		happy 
here	ADVERB 	here 
I		I 
like		like 
me		me 
on	PREP 	on 
play		play 
put		put 
this	DET 	this 

A YEAR OF CORE WORDS: MARCH











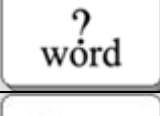










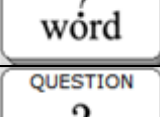

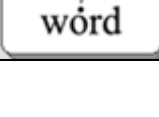

away	ADVERB 	away 
bad		bad 
come		come 
good		good 
it		it 
make		make 
now		now 
off	PREP 	off 
read		read 
there	ADVERB 	there 
thing		thing 
where	QUESTION ? word	where 

A YEAR OF CORE WORDS: APRIL









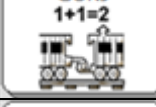









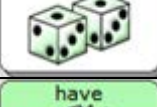



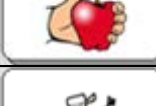
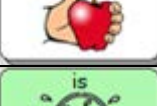








big			
busy*			
do			
drink			
feel			
he			
in			
make			
out			
some			
tell			
who			





(*Needs to be added – not in the default vocabulary set)

A YEAR OF CORE WORDS: MAY

all	 DET	 all	
down	 PREP	 down	
good		 good	
little		 little	
my		 my	
question	 QUESTION ? word	 question	
sad		 sad	
she	 PRONOUN NAME	 she	
turn		 TURN	 turn
up	 PREP	 up	
who	 QUESTION ? word	 who	
why	 QUESTION ? word	 why	

A YEAR OF CORE WORDS: JUNE







after		MORE TIME 	after 
am		BE 	am 
be		be 	
because	CONJ 1+1=2 	because 	
can		can 	
cold		COLD 	cold 
fast		fast 	
fun		MATCH 	fun 
have		have 	
hungry		TASTE 	hungry 
is		is 	
let		LET 	let 
let's	INTERJ 	let's 	

<p>need</p>		<p>need</p> 	
<p>talk</p>		<p>TALK</p> 	<p>talk</p> 



A YEAR OF CORE WORDS: JULY

and			
before			
color			
find			
is			
later			
love			
much			
ready			
same			
they			
with			























A YEAR OF CORE WORDS: AUGUST

any	DET 	ANY- A	any 
bring		BRING 	bring 
day		CALENDAR 	day 
fall		FALL 	fall 
give		GIVE 	give 
hot		hot 	
job		job 	
know		KNOW 	know 
other		other 	
sick		sick 	
sorry	INTERJ 	sorry 	
together	ADVERB 	together 	

A YEAR OF CORE WORDS: SEPTEMBER


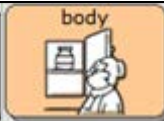















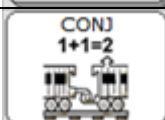
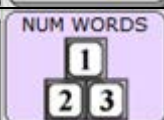











almost	ADVERB 	almost 	
call		CALL 	call 
listen		listen 	
name	PRONOUN 	name 	
nice		LOVE 	nice 
over	PREP 	over 	
place		place 	
sit		SIT 	sit 
take		TAKE 	take 
time		time 	
we	PRONOUN 	we 	
write		WRITE 	write 

A YEAR OF CORE WORDS: OCTOBER

another			
change			
every			
for			
idea*			
pretty			
say			
start			
thank you			
think			
try			
under			

























(*needs to be added – not in the default vocabulary set)

A YEAR OF CORE WORDS: NOVEMBER

body			
dress			
full			
guess*			
hi			
live			
maybe			
one			
ride			
tired			
very			
walk			

(*Needs to be added – not in the default vocabulary set)

A YEAR OF CORE WORDS: DECEMBER

ask	QUESTION ? word	ask 	
favorite		favorite 	
goodbye		GREETINGS 	Goodbye 
hear		HEAR 	hear 
of	PREP 	of 	
please	INTERJ 	please 	
silly		MORE FEELINGS 	silly 
surprise*	INTERJ 	surprise 	
these	DET 	these 	
use		USE 	use 
way		FOLLOW 	way 
work		WORK 	work 

(*Needs to be added – not in the default vocabulary set)