

---

# A YEAR OF WORDS: UNITY® 60

In this folder you will find materials to help you teach a core vocabulary of 144 words over a year using the Unity 60 vocabulary program. These have been chosen to provide a spread of useful, high-frequency words that are used by different populations across different situations.

## CALENDAR

This is a 12-page set of grids that you can print out, laminate, and use month by month. You may even want to share it among all the people who come into contact with your client. It can also be used as a checklist, where you cross off each word as it is learned.

## CHEAT SHEETS

Use the monthly Cheat Sheets if you simply want to hand out a list of the words and their sequences. Print out as many as you like and use them as you like. If you want to cut out symbols sequences and add them to books so you client can “read” the words, all you need do is print out on some sticker paper.

## WORD LISTS TO IMPORT

This folder contains each monthly word list as TXT files, which means you can import them into you device and use them with the Vocabulary Builder feature. All PRC Accent devices have this feature and most other PRC devices do, too.

## EMBELLISHED ICONS

These materials have been created with the PRC embellished icons feature turn OFF. This reduces the total number of icons needed to be learned.

## ACKNOWLEDGMENTS

The “Year of Words” is based on original work by Carole Zangari, who runs and owns the wonderful *PrAACtical* AAC web site <http://praacticalaac.org>, a treasure trove of ideas and suggestions based on Carole’s wealth of experience in the field of AAC.

If you have any ideas, suggestions, and comments, feel free to contact Russell Cross, at [free.writer@gmail.com](mailto:free.writer@gmail.com) or [speechdudes@gmail.com](mailto:speechdudes@gmail.com)



# A Year of Words



Individuals who are learning to use their AAC systems need lots of practice on their core vocabulary words. This packet contains 12 grids of core words, one for each month. Speech-language pathologists, educators, and families can keep the grid of the month handy, and use it as a reminder of which words to focus on for that month. Over the year, you will have given the AAC learner focused practice on 144 words that will help them communicate effectively across many environments and activities.

**How to Use:** This document is designed for the 60-location version of Unity® 60 v.2.00 so make sure that's what you have in your device. Before the start of the month, insert the appropriate AAC symbol in each box and print the grid. Keep it handy as you provide focused language stimulation on those 12 words throughout the month. You may also want to share copies with the family and other team members.

**Customization Note:** The sequence for the following word is not in the default Unity 60 v.2.00 so you will need to add it using the icons as shown on the page for the months: *idea*.

.....

For more information on semantic intervention for individuals with significant communication challenges see the Vocabulary Instruction Round-Up at <http://bit.ly/SKQP5W> and a Pinterest board with activity ideas (<http://bit.ly/ZJVOqK>).

# JANUARY WORDS

again



all done/all gone



different




help



mine



more



not/don't



stop



that



want



what



you




# FEBRUARY WORDS

again




eat



get



go



happy




here




I/me



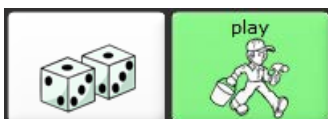
like




on



play



put



this



# MARCH WORDS


away




bad



come



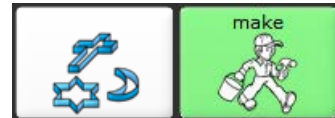
good



it



make




now



off



read



there



thing



where




# APRIL WORDS


big




busy




do



drink



feel



he



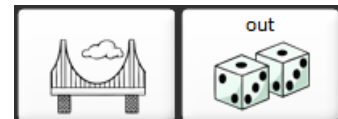
in



make



out




some



tell



who



# MAY WORDS


all



down



good



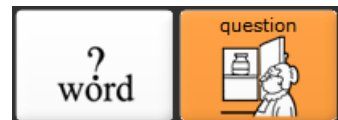
little



my



question



sad



she



turn




up



who



why

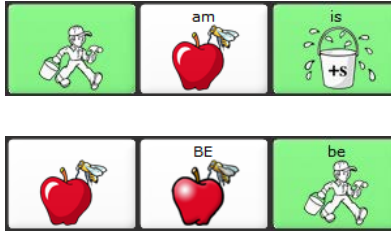


# JUNE WORDS

after



am/is/be



because



can



cold



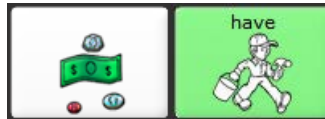
fast




fun



have




hungry




let/let's



need



talk





# JULY WORDS


and



before




color



find



is




later



love



much



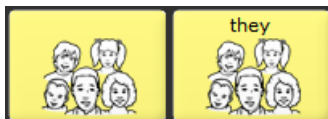
ready




same



they



with



# AUGUST WORDS


any



bring



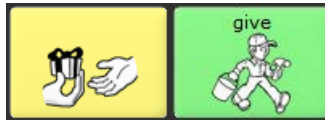
day



fall



give



hot



job




know



other




sick



sorry



together




# SEPTEMBER WORDS

almost



call




listen



name



nice



over



place



sit




take



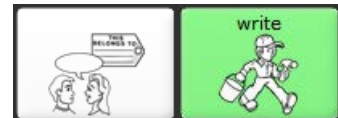
time



we



write



# OCTOBER WORDS

another



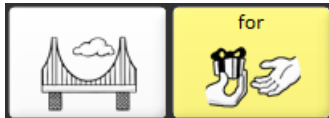
change



every



for




idea



pretty



say



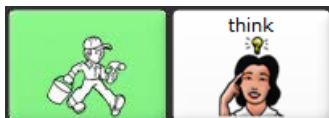
start



thank you



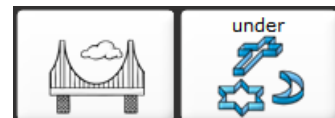
think



try



under



# NOVEMBER WORDS

body



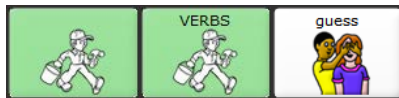
dress



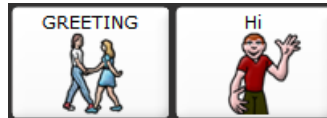
full




guess



hi



live



maybe




one



ride



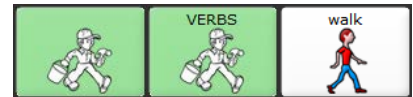
tired



very




walk

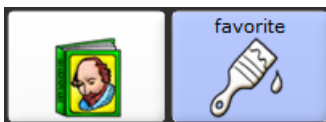


# DECEMBER WORDS

ask



favorite



goodbye




hear



of



please



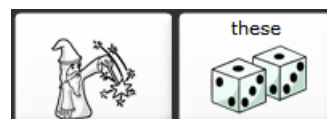
silly



surprise



these



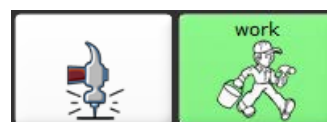
use



way






work



# A Year of Core Words: January

<b>again</b>			again 	
<b>all done</b>			all done 	
<b>all gone</b>			all gone 	
<b>different</b>			TAKE 	different 
<b>don't</b>			don't 	
<b>help</b>			help 	
<b>mine</b>			mine 	
<b>more</b>			more 	
<b>not</b>			not 	
<b>stop</b>			stop 	
<b>that</b>			that 	
<b>want</b>			want 	


<b>what</b>		? word	what 	
<b>you</b>			you 	



# A Year of Core Words: February

<b>again</b>			again 	
<b>eat</b>			eat 	
<b>get</b>			GET 	
<b>go</b>			go 	
<b>happy</b>			happy 	
<b>here</b>			here 	
<b>I</b>			I 	
<b>like</b>			like 	
<b>me</b>			me 	
<b>on</b>			on 	
<b>play</b>			play 	
<b>put</b>			put 	

**this**



# A Year of Core Words: March

<b>away</b>		
<b>bad</b>		
<b>come</b>		
<b>good</b>		
<b>it</b>		
<b>make</b>		
<b>now</b>		
<b>off</b>		
<b>read</b>		
<b>there</b>		
<b>thing</b>		
<b>where</b>		



# A Year of Core Words: April

<b>big</b>			big 	
<b>busy</b>			BE 	busy 
<b>do</b>			do 	
<b>drink</b>			drink 	
<b>feel</b>			feel 	
<b>he</b>			he 	
<b>in</b>			in 	
<b>make</b>			make 	
<b>out</b>			out 	
<b>some</b>			some 	
<b>tell</b>			VERBS 	tell 
<b>who</b>		? word	who 	





























# A Year of Core Words: May

<b>all</b>		
<b>down</b>		
<b>good</b>		
<b>little</b>		
<b>my</b>		
<b>question</b>		
<b>sad</b>		
<b>she</b>		
<b>turn</b>		
<b>up</b>		
<b>who</b>		
<b>why</b>		





# A Year of Core Words: June

<b>after</b>		after 	
<b>am</b>		am 	
<b>be</b>		BE 	
<b>because</b>		because 	
<b>can</b>		can 	
<b>cold</b>		COLD 	
<b>fast</b>		fast 	
<b>fun</b>		fun 	
<b>have</b>		have 	
<b>hungry</b>		hungry 	
<b>is</b>			
<b>let</b>		ANIMALS 	


<b>let's</b>			let's 	
<b>need</b>			need 	
<b>talk</b>			SENTENCES 	talk 

# A Year of Core Words: July

<b>and</b>			and 	
<b>before</b>			before SUN MON TUE 	
<b>color</b>			color 	
<b>find</b>			VERBS 	find 
<b>is</b>		is 		
<b>later</b>			later 	
<b>love</b>			love 	
<b>much</b>			much 	
<b>ready</b>			ready 	
<b>same</b>			TAKE 	same 
<b>they</b>			they 	
<b>with</b>			with 	



# A Year of Core Word: August

<b>any</b>			any 	
<b>bring</b>			ACTIONS 	bring 
<b>day</b>			TIME 	day 
<b>fall</b>			ACTIONS 	fall 
<b>give</b>			give 	
<b>hot</b>			hot 	
<b>job</b>			job 	
<b>know</b>			know 	
<b>other</b>			BUILD 	other 
<b>sick</b>			sick 	
<b>sorry</b>			sorry 	
<b>together</b>			together 	



# A Year of Core Words: September

<b>almost</b>			almost 	
<b>call</b>			CALL 	call 
<b>listen</b>			ACTIONS 	listen 
<b>name</b>			name 	
<b>nice</b>			SPEAK 	nice 
<b>over</b>			over 	
<b>place</b>		CATEGORIES 	PLACES 	place 
<b>sit</b>			ACTIONS 	sit 
<b>take</b>			TAKE 	take 
<b>time</b>			time 	
<b>we</b>			we 	
<b>write</b>			write 	








# A Year of Core Words: October

<b>another</b>		BUILD 	another  +er
<b>change</b>		change 	
<b>every</b>		every E 	
<b>for</b>		for 	
<b>idea</b>		ITCH 	idea 
<b>pretty</b>	CATEGORIES 	ADJECTIVES 	pretty 
<b>say</b>		say 	
<b>start</b>		START 	start 
<b>thank you</b>		thank you 	
<b>think</b>		think 	
<b>try</b>		ACTIONS 	try 
<b>under</b>		under 	

\* The words another and idea are not in the default Unity 60 vocabulary but you can add them using the sequences shown above.

# A Year of Core Words: November

<b>body</b>		body 	
<b>dress</b>		CLOTHING 	dress 
<b>full</b>		FULL 	full 
<b>guess</b>		VERBS 	guess 
<b>Hi!</b>	GREETING 	Hi 	
<b>live</b>		live 	
<b>maybe</b>		maybe 	
<b>one</b>		one <b>1</b>	
<b>ride</b>		RIDE 	ride 
<b>tired</b>		tired 	
<b>very</b>		very 	
<b>walk</b>		VERBS 	walk 



# A Year of Core Words: December

<b>ask</b>		? word	ask 	
<b>favorite</b>			favorite 	
<b>goodbye</b>			goodbye 	
<b>hear</b>			VERBS 	hear 
<b>of</b>			of 	
<b>please</b>			please 	
<b>silly</b>			SILLY 	silly 
<b>surprise</b>			SURPRISE 	surprise 
<b>these</b>			these 	
<b>use</b>			USE 	use 
<b>way</b>			way 	
<b>work</b>			work 	

