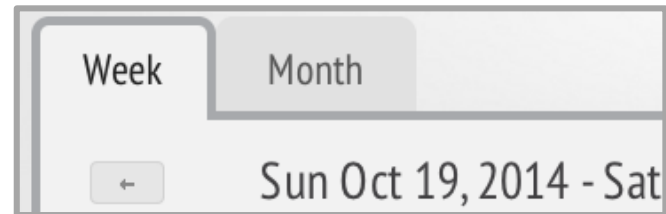


## Realize Language Starter's Guide

### Activity Seven: Calendar and patterns of use

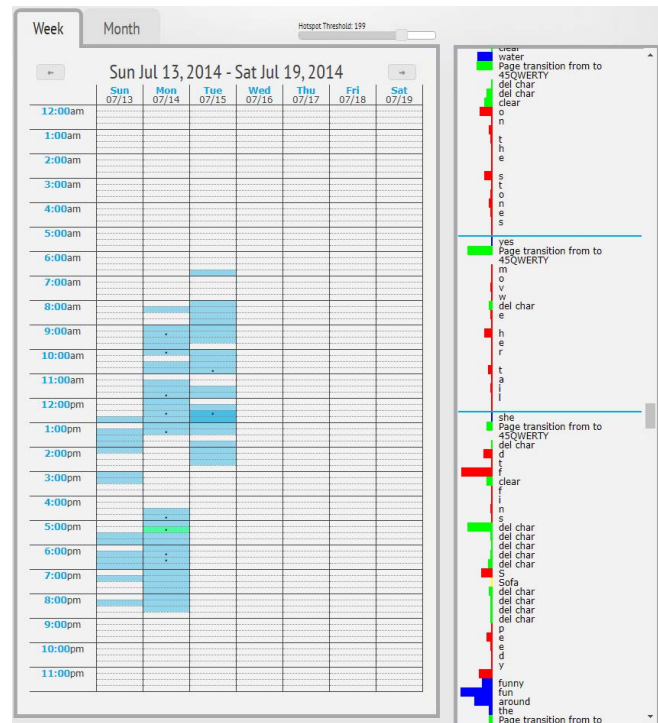
Select the **Log** tab to view the calendar.  
Depending on the day of the week you may need to select the back-arrow in the display to see more information.



Having collected one week of information, we can now begin to consider one of the most useful tools in Realize Language and address an important question in AAC. “Is there a pattern to the way the communication device is used, and what does the pattern tell us?” An awareness of the pattern will help you prepare interactions with your student and provide the basis for discussion with all those involved in supporting your client or child.

#### Explore

- The blue bars show when the device was used. White bars show when no use occurred or when the logging was disabled.
- Dark blue bars show when the device was used most intensively.
- Select any blue bar – it will turn green and the log on the right will show the words and functions used during that period.
- Compare different times of day.
- Look for times when the device was used every day and when device use did not occur.



#### Questions

Does any pattern emerge?  
Are there obvious “hot-spots”?  
Do there appear to be there different types of device use?

#### Try This

Remember! Even if you are surprised by what you find – “It is what it is!”

- Click the report button and print out a “mini-report” of the calendar view.
- Generate mini-reports to create a graphic report for the week.

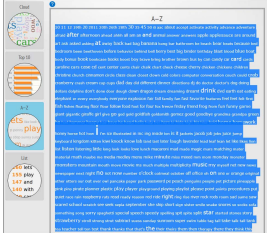
# Realize Language Starter's Guide

## Combining information

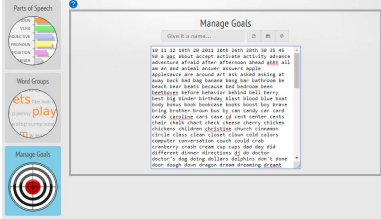
You are now able to explore using a full week of data. In the course of the second week, you can review some of the things you have learned and experiment with the three following activities.

## Create an active vocabulary reference

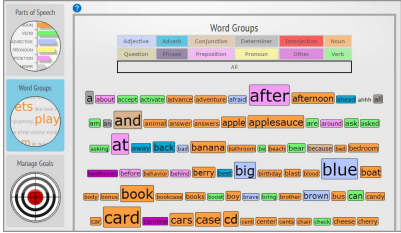
In the **Word** section, copy the **A-Z** word list of all the words your student uses. In **Word Goals**, create a graphic showing all words including information on parts of speech and frequency.



1. Mark and copy all the words in the **A-Z List**



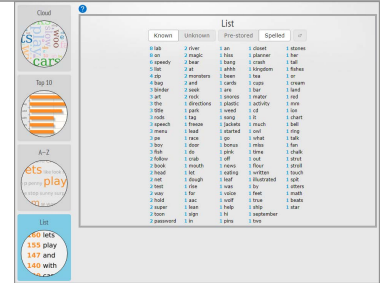
2. Copy the words into a new list in **Analysis/Manage goals**



3. Select **Word Groups**

## Word-Lists: a planning resource

In the **Words-List** section create four alphabetical lists of all words spoken using the device. Export and save them as text files.



	KNOWN	UNKNOWN
SPELLED	✓	✓
PRESTORED	✓	✓

## Compare Usage Patterns from week to week

In the **Log** section, create and print snapshots of the patterns of use that have been collected.

