

Realize Language Starter's Guide

Activity Five: Finding when words were used

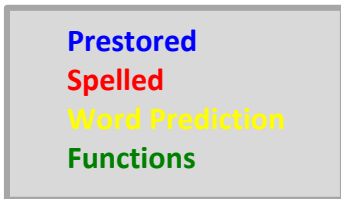
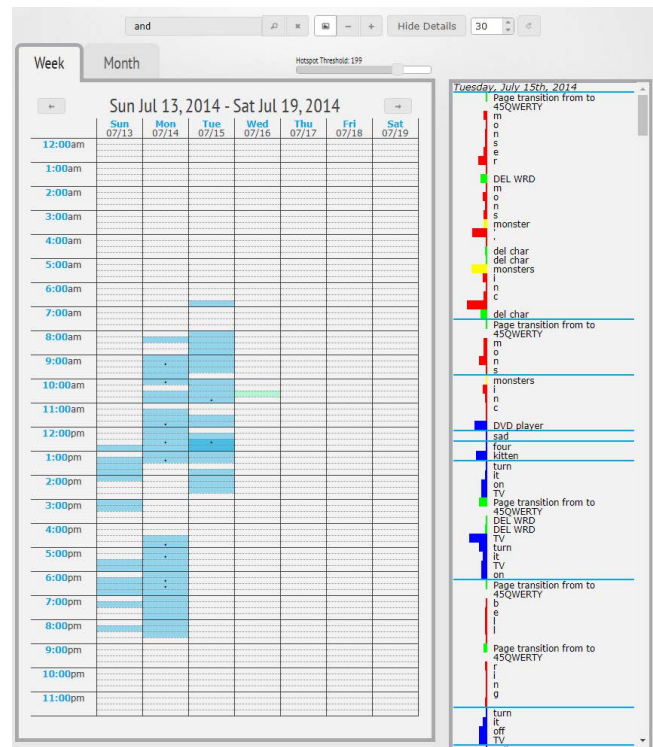
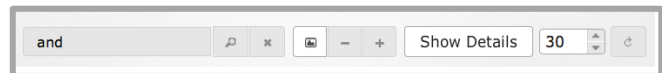
Select the **Log** tab.



Realize Language not only helps you explore what particular words were used but also when and how they were used. For instance, you can easily check how often words that were taught during a therapy session were used in subsequent “real-life” communication.

Explore

- Referring to the list of pre-stored words previously printed, select a word to find in the log.
- Enter the word in the find window and press the find button. A black dot shows the time block in which a word was used.
- Select the block and the log section on the right will immediately jump to display the events for that time period.
- Using the buttons next to the find window you can reduce or increase the details shown in the log.
- Note how the colored marking at the left of the log can show different details.



Questions

Does the word you find only occur at particular times of the day?

Does a word appear twice close together, for instance when it is being modeled?

Try This

- List three words that your student is learning to use. Note the times when they are being used