First Steps

Realize Language Step by Step

Activity One: Discovering common words

Select the **Words** tab.

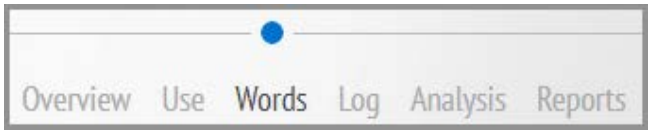

Even with just one day's data, Realize Language can begin to help support your student's communication development. In this first activity, we will look at the words your student has used and determine which words were used most frequently. You can even print out a Word Cloud to show your student how he has done.

Explore

- Examine the list of the **Top Ten** words your student used on this day.
- Look through the **A-Z** word list.
- Select the generate report button next to the date range window. Follow the instructions and then select the Reports tab at the top of the screen to examine the reports you have generated.

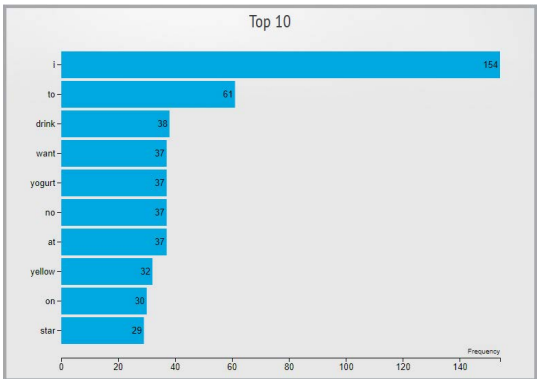

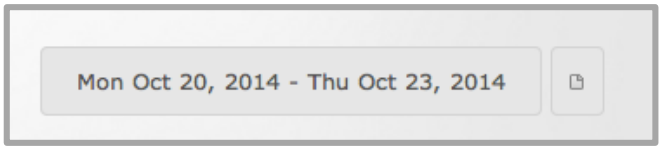

Questions

Are the words as you expected?

In the A-Z list are any words not there that you would have expected?

Try This

- Print out the A-Z List.
- Go to the **Word Cloud** section. Select the cloud button to redraw the arrangement and to change the background color of the report.
- Print a Word Cloud for your student to take home or display in school.

© 2020 PRC-Saltillo. Non-commercial reprint rights for clinical or personal use granted with inclusion of copyright notice. Commercial use prohibited; may not be used for resale. Contact PRC-Saltillo for questions regarding permissible uses.