















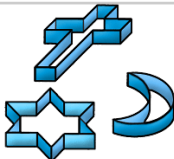










Language System: Words For Life - Level: LAMP Words for Life 84 Full

Only vocabulary available for this level will be shown on the chart.

Target Vocabulary

Icons

I					
you					
are					
am					
beautiful					
healthy					
proud					
special					
smart					
strong					

Smart Charts









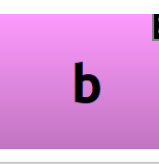



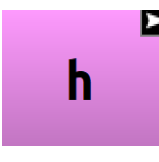















Charts for My Magical Words - WordPower

Language System: Saltillo WordPower SS - Level: 60 Basic

Only vocabulary available for this level will be shown on the chart.

Target Vocabulary

Icons





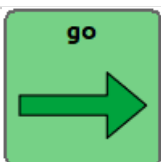










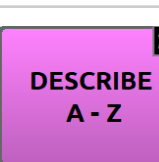


I					
you					
am					
are					
beautiful					
healthy					
proud					
special					
smart					
strong					

Language System: Saltillo WordPower SS - Level: 60 Basic

Only vocabulary available for this level will be shown on the chart.

Target Vocabulary

Icons

they					
dance					
go					
excited					
dad					
dress					
fun					
fun					

















Charts for Words to Make a Friend WordPower

Language System: Saltillo WordPower SS - Level: 60 Basic

Only vocabulary available for this level will be shown on the chart.

Target Vocabulary

Icons

they					
look/looking			-ing		
play/playing		-ing			
build/building					-ing
snow					
cold					
friend/friends				-S	















Charts for *Drawn Together WordPower*

Language System: Saltillo WordPower SS - Level: 60 Basic

Only vocabulary available for this level will be shown on the chart.

Target Vocabulary

Icons

he					
not					
understand/understood					
draw/drew					
grandpa					
happy					
picture					

Language System: Saltillo WordPower SS - Level: 60 Basic

Only vocabulary available for this level will be shown on the chart.

Target Vocabulary























Icons

they					
come/came					
right					
not					
what					
tell/told					
bird/birds					

Charts for *Do You Speak Fish? WordPower*

Language System: Saltillo WordPower SS - Level: 60 Basic

Only vocabulary available for this level will be shown on the chart.

Target Vocabulary	Icons				
hello					
boy					
said					
not					
understand					
yell					
fish					
idea					

Language System: Saltillo WordPower SS - Level: 60 Basic

Only vocabulary available for this level will be shown on the chart.

Target Vocabulary

Icons

she					
different					
help					
speaking					
up					
mean					
nice					
friend/friends					

Charts for *Danbi Leads the School Parade*

Language System: Saltillo WordPower SS - Level: 60 Basic

Only vocabulary available for this level will be shown on the chart.



Target Vocabulary	Icons				
she					
try/tryed					
new					
not					
know					
children					
school					

Smart Charts

Charts for *A Day With No Words WordPower*

Language System: Saltillo WordPower SS - Level: 60 Basic

Only vocabulary available for this level will be shown on the chart.

Target Vocabulary	Icons				
he					
go/goes					
like/likes					
sound					
talk/talks					
mom					
word/words					










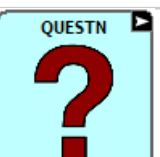

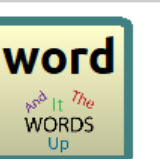

Charts for *Taste Your Words WordPower*

Language System: Saltillo WordPower SS - Level: 60 Basic

Only vocabulary available for this level will be shown on the chart.

Target Vocabulary

Icons

she					
you					
again					
bad					
delicious					
love					
taste					
how					
word/words					






Charts for *My Body Sends Signals* WordPower

Language System: Saltillo WordPower SS - Level: 60 Basic

Only vocabulary available for this level will be shown on the chart.

Target Vocabulary

Icons

my					
tell/tells					
hungry					
angry					
scared					
proud					
sad					
happy					
body					

Smart Charts

Charts for *Masterpiece WordPower*

Language System: Saltillo WordPower SS - Level: 60 Basic

Only vocabulary available for this level will be shown on the chart.

Target Vocabulary

Icons

he					
his					
blue					
draw/drew drawing					
like/likes					
turn					
picture					




















Charts for *Dancing With Daddy LAMP WFL*

Language System: Words For Life - Level: LAMP Words for Life 84 Full

Only vocabulary available for this level will be shown on the chart.

Target Vocabulary










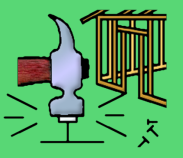










Icons

they					
dance					
go					
excited					
dad					
dress					
fun					
worried					

Only vocabulary available for this level will be shown on the chart.




















Target Vocabulary

Icons

they					
look/looking					
play/playing					
build/building					
snow/snowing					
man					
friend/friends					



















Target Vocabulary

Icons

he					
not					
understand/understood					
draw					
grandpa					
happy					
picture					

Target Vocabulary

Icons




















they					
come/came					
right					
not					
what	?	word			
tell/told					
bird/birds					

Smart Charts

Charts for *Do You Speak Fish? LAMP WFL*



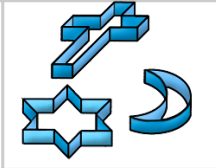






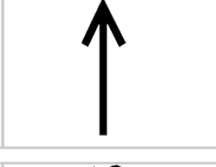









Language System: Words For Life - Level: LAMP Words for Life 84 Full

Only vocabulary available for this level will be shown on the chart.

Target Vocabulary	Icons				
hello					
boy					
said					
not					
understand					
yell					
fish					
idea					

Language System: Words For Life - Level: LAMP Words for Life 84 Full

Only vocabulary available for this level will be shown on the chart.

















Target Vocabulary	Icons				
she					
different					
help					
speak					
up					
mean					
nice					
friend/friends					

Smart Charts

Charts for *Danbi Leads the School Parade LA*

Language System: Words For Life - Level: LAMP Words for Life 84 Full

Only vocabulary available for this level will be shown on the chart.










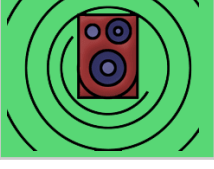
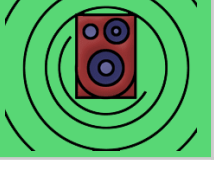

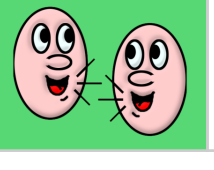





Target Vocabulary	Icons				
she					
try/tried					
new					
not					
know					
children					
school					

Smart Charts

Charts for *A Day With No Words LAMP WFL*

Language System: Words For Life - Level: LAMP Words for Life 84 Full

Only vocabulary available for this level will be shown on the chart.
















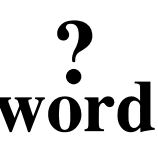




Target Vocabulary	Icons				
he					
go/goes					
like/likes					
sound					
talk/talks					
mom					
word/words		word			

Language System: Words For Life - Level: LAMP Words for Life 84 Full

Only vocabulary available for this level will be shown on the chart.

Target Vocabulary

Icons

she					
you					
again					
bad					
delicious					
love					
taste					
how					
word/words					

Charts for *My Body Sends Signals LAMP WFL*

Language System: Words For Life - Level: LAMP Words for Life 84 Full

Only vocabulary available for this level will be shown on the chart.

Target Vocabulary

Icons




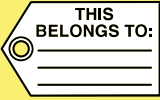













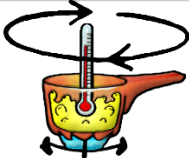
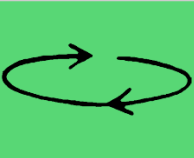


my					
tell/tells					
hungry					
angry					
proud					
scared					
sad					
happy					
body					

Language System: Words For Life - Level: LAMP Words for Life 84 Full

Only vocabulary available for this level will be shown on the chart.

Target Vocabulary

Icons



















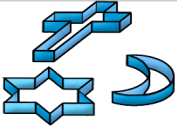




he					
his					
blue					
draw/drew					
drawing					
like/likes					
turn					
picture					

Smart Charts

Charts for *My Magical Words*




















Language System: Unity - Level: 84 Sequenced

Only vocabulary available for this level will be shown on the chart.

Target Vocabulary	Icons				
I					
you					
am					
are					
beautiful					
healthy					
proud					
smart					
special					
strong					

Language System: Unity - Level: 84 Sequenced

Only vocabulary available for this level will be shown on the chart.

Target Vocabulary	Icons				
they					
dance					
go					
excited					
dad					
dress					
fun					
worried					










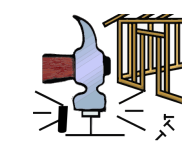














Charts for Words to Make a Friend Unity

Language System: Unity - Level: 84 Sequenced

Only vocabulary available for this level will be shown on the chart.

Target Vocabulary




















Icons

they					
look/looking					
play/playing					
build/building					
cold					
snow/snowing					
man					
friend/friends					

Only vocabulary available for this level will be shown on the chart.





















Target Vocabulary

Icons

he					
not					
understand/understood					
draw/drew					
grandpa					
happy					
picture					

Target Vocabulary





















Icons

they					
come/came					
right					
not					
what					
tell/told					
bird/birds					

Only vocabulary available for this level will be shown on the chart.

Target Vocabulary



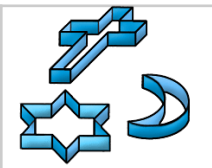


















Icons

hello					
boy					
said					
not					
understand					
yell					
fish					
idea					

Charts for *Speak Up, Molly Lou Melon Unity*

Language System: Unity - Level: 84 Sequenced

















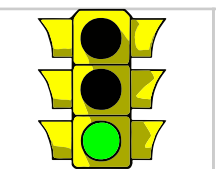

Only vocabulary available for this level will be shown on the chart.

Target Vocabulary	Icons				
she					
different					
help					
speak					
up					
mean					
nice					
friend/friends					

Only vocabulary available for this level will be shown on the chart.

Target Vocabulary

Icons




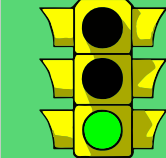





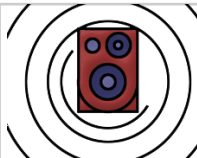









she					
try/tried					
new					
not					
know					
children					
school					

Smart Charts

Charts for *A Day With No Words Unity*

Language System: Unity - Level: 84 Sequenced






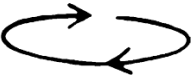















Only vocabulary available for this level will be shown on the chart.

Target Vocabulary	Icons				
he					
go/goes					
like/likes					
sound					
talk/talks					
mom					
word/words			word		

Only vocabulary available for this level will be shown on the chart.


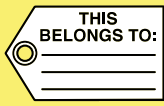


















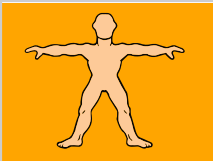
Target Vocabulary

Icons

she					
you					
again					
bad					
delicious					
love					
taste					
how					
word/words			word		

Target Vocabulary


















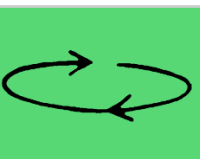



Icons

my					
tell/tells					
hungry					
angry					
scared					
sad					
happy					
proud					
body					

Only vocabulary available for this level will be shown on the chart.

Target Vocabulary

Icons

he					
his					
blue					
draw/drawing					
drew					
like/likes					
turn					
picture					

Smart Charts










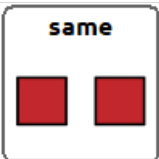


April 2025 Drawn Together WordPower Additional Words

Language System: Saltillo WordPower SS - Level: 60 Basic Only vocabulary

available for this level will be shown on the chart.

Target Vocabulary

Icons







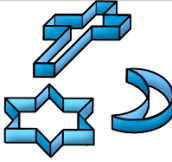


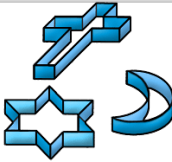


bored					
excited					
nervous					
same					
different					

Smart Charts

5 df]`&\$&) Drawn Together / b]miAdditional Words

Language System: Unity - Level: 84 Sequenced

Only vocabulary available for this level will be shown on the chart.









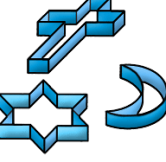
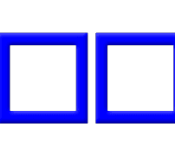
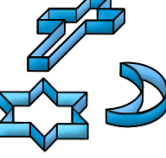

Target Vocabulary	Icons				
bored					
excited					
nervous					
same					
different					

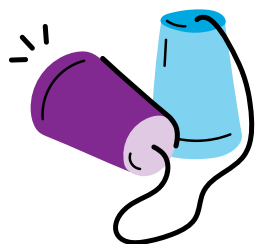
Smart Charts

April 2025 Drawn Together LAMP WFL Additional Words

Language System: Words For Life - Level: LAMP Words for Life 84 Full

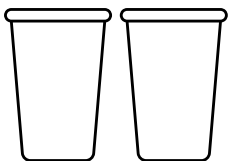
Only vocabulary available for this level will be shown on the chart.

Target Vocabulary	Icons				
bored					
excited					
nervous					
same					
different					



Paper Cup Phones

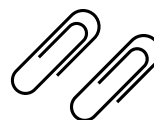
Materials:




2 paper/plastic cups



yarn or string



2 paper clips



scissors

Directions:

1. Poke a hole in the middle of the bottom of each cup that is large enough to thread the string through it.
2. Cut a piece of string to desired length. The longer the string, the further away you can stand from each other while you are talking on your phones.
3. Tie a paper clip to each end of the string so it won't pull out of the cups.
4. Thread each end of the string with the paper clip on it through the cups.
5. Pull the string tight and make sure it isn't touching anything.
6. One person hold their cup to their ear; the other person talks into the cup.

Stretch

Follow the QR code to learn about sounds and vibrations.



Text Message Conversation



Use the text message conversation worksheet to practice texting or messaging.



Choose two people to have the conversation.



Let each person select an image to represent his conversation



The person using AAC can use the speech-generating device to construct a text message. It can be entered on the worksheet using computer controls on the device, using voice typing in Google Docs, or by a helper.



One person begins the conversation by setting the topic in his text bubble; the other person responds using his designated text bubble.



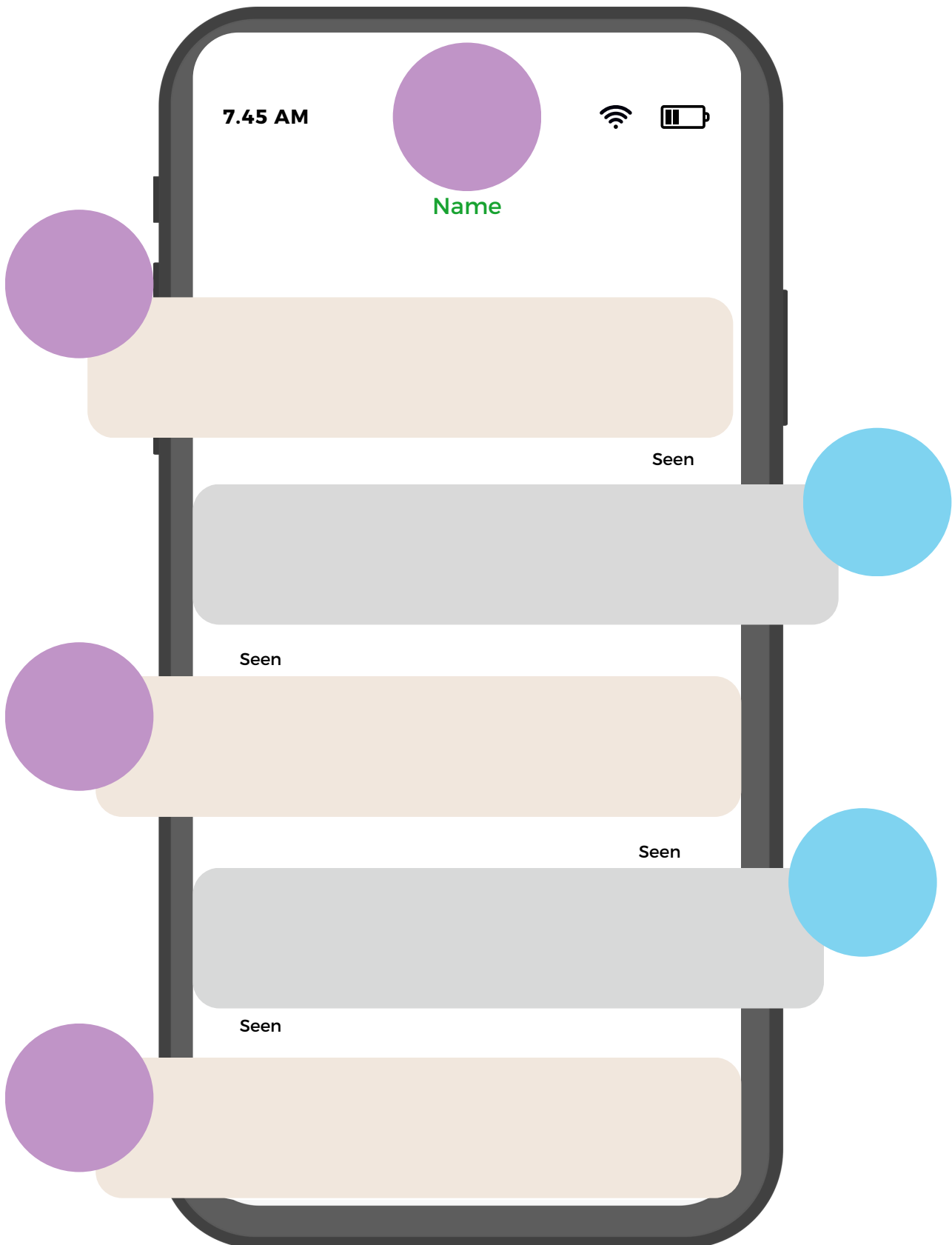
Check to see if the conversation includes: Greetings...questions...comments...



Text Message Conversation



Use the text message conversation worksheet to practice texting or messaging.





2025 AAC Literacy Planner

More Ways to Make AAC Magic with Older Emergent Learners

January

Create Custom Affirmation Cards



Encourage your AAC user to make a list of positive traits. Begin with the phrase "I am _____".



List these phrases on sticky notes and post on their locker/cubby, notebook, computer, and around the house - on the mirror in the bathroom, on the fridge, anywhere!




Begin each morning by reading one of these notes together to set the tone for the day.

Read the Story on Monarch Reader



Looking in the Mirror



Make AAC Magic!
2025 | AAC Literacy Planner

More AAC Reading



Download the story in a PowerPoint File



Print a copy for everyone.



Circle words with target sounds



Who has that sound in their name?



2025 AAC Literacy Planner

More Ways to Make AAC Magic with Older Emergent Learners

February

Host a Dance Party



Decide on a theme, date/time, and the guest list for the party. It could be a costume party or a holiday party, like Valentine's Day. Don't forget refreshments!



Use Google Slides, PowerPoint, Canva or whatever you have available to make the invitations. Your AAC user can choose options by voting by letter/number, looking, or using their speech-generating device. Use computer input or Google Voice Typing so the AAC user can participate.




Together with the AAC user, develop a music playlist. During the dance, your AAC user can be the DJ by keeping the music going.

Read the Story on Monarch Reader



Dance Party



Make AAC Magic!
2025 | AAC Literacy Planner

More AAC Reading



Download the story in a PowerPoint File



Print a copy for everyone.



Circle words with target sounds



What other words do we know that have those sounds?



What's your favorite song?



2025 AAC Literacy Planner

More Ways to Make AAC Magic with Older Emergent Learners

March

Set Up a Sippin' Station! ☕✨



Gather ingredients for hot beverages (tea, hot chocolate, coffee, flavored syrups, milk or creamers). Provide a single serve drink machine or electric kettle with hot water for instant drinks. Be careful of hot water!




Gather your pals for a cozy hot beverage hangout! Invite your AAC user to describe the the delicious drink options and invite everyone to whip up their own tasty concoctions!




Connect over conversation and cultivate friendships as you indulge in these enchanting delights.

Read the Story on Monarch Reader



Coffee Shop Friends



Make AAC Magic!
2025 | AAC Literacy Planner

More AAC Reading



Download the story in a PowerPoint File




Print a copy for everyone.



Circle words with target sounds



What's your favorite hot beverage?
Take a survey among your friends.



2025 AAC Literacy Planner

More Ways to Make AAC Magic with Older Emergent Learners

April

Act It Out



Practice different types of communication strategies by playing charades. Write down different emotions or words that your AAC users will be able to act out.




Play on teams so that more than one person can act out the word. Either set a timer or give the opposing team three chances to guess the word.



Before you begin, practice different gestures. Include pointing, looking at items in the environment, drawing, sign language and any other options your students use.

Read the Story on Monarch Reader



Many Ways To Communicate



Make AAC Magic!
2025 | AAC Literacy Planner

More AAC Reading



Download the story in a PowerPoint File



Print a copy for everyone.



Circle words with target sounds



Who has that sound in their name?



2025 AAC Literacy Planner

More Ways to Make AAC Magic with Older Emergent Learners

May

Storytelling, Texting, and Messaging



Practice writing and responding to messages by downloading the texting conversation worksheet from our website

www.prentrom.com/caregivers/implementation-activities

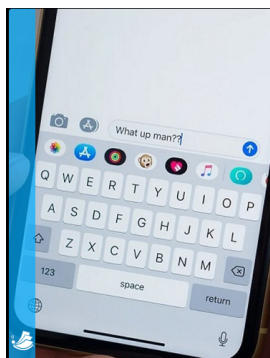


Encourage AAC learners to stay on topic when they respond to messages or add to a story. Read the message out loud and ask for a signal (thumbs up, yes, nod) if messages are on topic.



Simulate texting by using slides in PowerPoint or Google slides. Or, use the website, Fake Text Message (<https://ifaketextmessage.com/>) for practice.

Read the Story on Monarch Reader



Get the Message



Make AAC Magic!
2025 | AAC Literacy Planner

More AAC Reading



Download the story in a PowerPoint File



Print a copy for everyone.



Choose a few target words to look for and circle them when you find them.



Circle words that begin with the same letter/sound as your name in your fake texts



2025 AAC Literacy Planner

More Ways to Make AAC Magic with Older Emergent Learners

June

Do You Get It?



Talk about empathy with your AAC user. Discuss how the way we move and hold our bodies can be clues to how we think and feel.




Take photos of students displaying various emotions or find stock photos. As a group, label each photo with one word that describes the emotion illustrated in the photo. Display for all to see.




Each day this month, choose one of the photos and talk about the facial expression/body posture and the feeling represented. What could you do as a friend to help that person?

Read the Story on Monarch Reader



What Dogs Think



Make AAC Magic!
2025 | AAC Literacy Planner

More AAC Reading



Download the story in a PowerPoint File



Print a copy for everyone.



Circle words with target sounds



Which dog was your favorite?
What do you think he was thinking?



2025 AAC Literacy Planner

More Ways to Make AAC Magic with Older Emergent Learners

July

Speak Up For Yourself and Others



Talk about self-advocacy with your AAC users. Help them think about times they need to tell others how to assist them and why that is important. Make a list of phrases to practice.




How do we speak up for others? Write different scenarios on paper and put them in a bag. Players draw a slip of paper and tell what they would say to speak up in this situation.



Make a Speak Up Shout Out Board. When you see someone speaking up for a friend, write it on a mouth-shaped cut out and post on the board. Have adults model some of these actions to get started.

**Read the Story
on
Monarch Reader**



Be Brave and Speak Up



Make AAC Magic!
2025 | AAC Literacy Planner

More AAC Reading



Download the story in a PowerPoint File



Print a copy for everyone.



Circle words with target sounds



What does it mean does speak up for someone?



2025 AAC Literacy Planner

More Ways to Make AAC Magic with Older Emergent Learners

August

What's In Your Bento Box?



Use the QR code or link below to watch the short video "How Bento Boxes Are Made."



Make your own bento boxes. Provide several simple snacks, such as chopped raw vegetables, rice, pieces of fruit, whatever you think sounds good. Pass out divided plates.



Encourage your AAC user to make choices of food items for a custom bento box. Add these items to the divided plate for each person.



Taste the food. Talk about likes and dislikes. You may even try using chopsticks.

Read the Story on Monarch Reader



Bento Boxes



Make AAC Magic!
2025 | AAC Literacy Planner

More AAC Reading



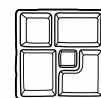
Download the story in a PowerPoint File



Print a copy for everyone.




Circle words with target sounds



What's your favorite food for a bento box?

Watch to learn about Bento boxes.



<https://www.youtube.com/watch?v=ISbIHfT7Q1E>



2025 AAC Literacy Planner

More Ways to Make AAC Magic with Older Emergent Learners

September

Expanding Horizons



Help AAC users develop new interests. Invite people to come share their hobby with you. This could be teachers, students, family members, or community workers.




Work with each speaker to plan a short demonstration of their hobby and then hands-on activities for your learners. Record the experience for later review.



The next day watch the video and use an emoji rating scale for learners to share their feelings about the activity. Make note of activities of interest and offer similar options in the future to expand your AAC user's range of hobbies.

Read the Story on Monarch Reader



What Do You Like To Do?



Make AAC Magic!
2025 | AAC Literacy Planner

More AAC Reading



Download the story in a PowerPoint File



Print a copy for everyone.



Circle words with target sounds



What do you like to do?





2025 AAC Literacy Planner

More Ways to Make AAC Magic with Older Emergent Learners

October

Serve Up Tasty Words



Discuss how words we use can make others feel happy or sad. Even the person who says positive or negative words can be affected by them. You can feel good or bad about what you say.



Invite AAC users to taste or smell food with pungent smells (fruit slices, sour pickles, onions,) and chart each person's reaction to the food.



Create a chart with a delicious food item on one side and a gross one on the other. Ask learners to share words that can taste either delicious or gross and write them on the chart.

Read the Story on Monarch Reader



Words



Make AAC Magic!
2025 | AAC Literacy Planner

More AAC Reading



Download the story in a PowerPoint File



Print a copy for everyone.



Circle words with target sounds



Who has that sound in their name?



2025 AAC Literacy Planner

More Ways to Make AAC Magic with Older Emergent Learners November

Find Your Vibe



Talk about feelings using candy! Give everyone a bag with a few different colored candies (M&Ms® or Skittles®). If your AAC user doesn't eat candy, use colored stickers, game pieces or tokens.



Make a code corresponding each color to an emotion.

- Red = Angry
- Yellow = Happy
- Blue = Sad
- Green = Scared
- Orange = Surprised



Everyone takes turns pulling out a piece of candy or token from his/her bag. Tell about a time or situation when you felt the emotion represented by that color. Get an extra candy if you use a 2-3 word phrase!

Read the Story on Monarch Reader



Why Do I Feel Like This?



Make AAC Magic!
2025 | AAC Literacy Planner

More AAC Reading



Download the story in a PowerPoint File



Print a copy for everyone.



Circle words with target sounds



Find words that begin with the same letter as your name and underline them.



2025 AAC Literacy Planner

More Ways to Make AAC Magic with Older Emergent Learners

December

Express Yourself Through Art



Plan an art activity with your AAC user. Talk about what medium you will try; paint, chalk, clay, or whatever you like.




Consider how your AAC user will access the materials. If painting, experiment with unusual items for paint brushes, such as pine cones, feathers, marshmallow, fly swatters, and dishwashing sponges with handles.



Model descriptive words while painting. Once dry, ask your AAC user to describe the painting. You can even name it! Work with the AAC user to write a paragraph about the artist to post with the art. Display it proudly!

Read the Story on Monarch Reader



The ABCs of Art



Make AAC Magic!
2025 | AAC Literacy Planner

More AAC Reading



Download the story in a PowerPoint File



Print a copy for everyone.



Circle words with targeted letters.



Find a word that describes art in the story that has the same letter as your first name.