


COMPLIMENT BINGO



Directions: Each player gets a Bingo board and places a chip on the free spaces. Print each of the three versions of the bingo boards and provide players a copy. Print the page of individual cards, cut them out, and place them in a bag. The caller takes a card from the bag and reads it out loud. Players must say the underlined word(s) on their AAC system before putting a chip on the location. Bonus Skills: Ask the AAC learner to say two or more words in a phrase to compliment another player. Winner gets 4 in a row vertically, horizontally, or diagonally.

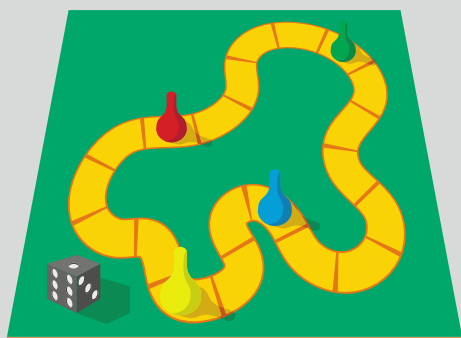
Tell a friend... You _____



are great to play with.



are good!



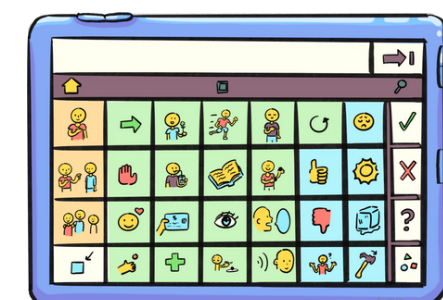
are fun to play
games with.




are a
hard worker!



are awesome!




are good with
technology!



have a nice smile.



are funny!




are a nice friend.



are always
helping others!



have wonderful
ideas!



are interesting
to talk to!



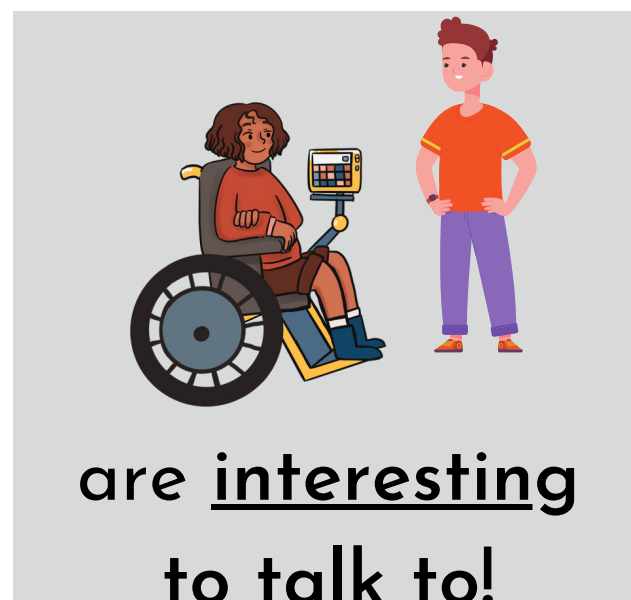
work together with
others so well!

COMPLIMENT BINGO



Directions: Each player gets a Bingo board and places a chip on the free spaces. Print each of the three versions of the bingo boards and provide players a copy. Print the page of individual cards, cut them out, and place them in a bag. The caller takes a card from the bag and reads it out loud. Players must say the underlined word(s) on their AAC system before putting a chip on the location. Bonus Skills: Ask the AAC learner to say two or more words in a phrase to compliment another player. Winner gets 4 in a row vertically, horizontally, or diagonally.

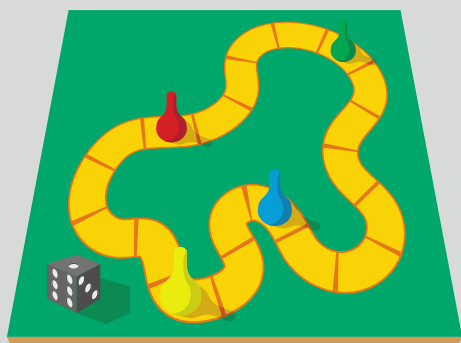
Tell a friend... You _____



are great to play with.



are good!



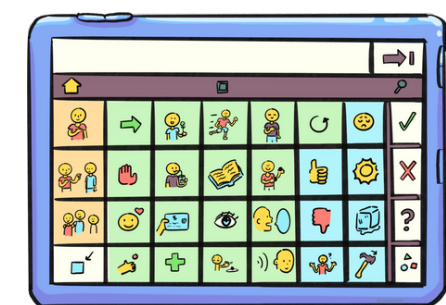
are fun to play
games with.



work together with
others so well!



are awesome!



are good with
technology!




are always
helping others!




are funny!



are cool!




are a nice friend.



have a nice smile.



have wonderful
ideas!




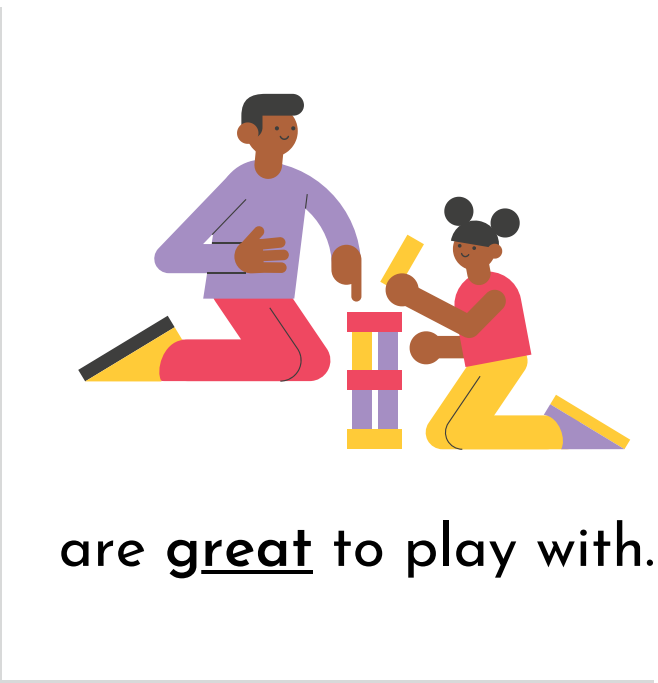

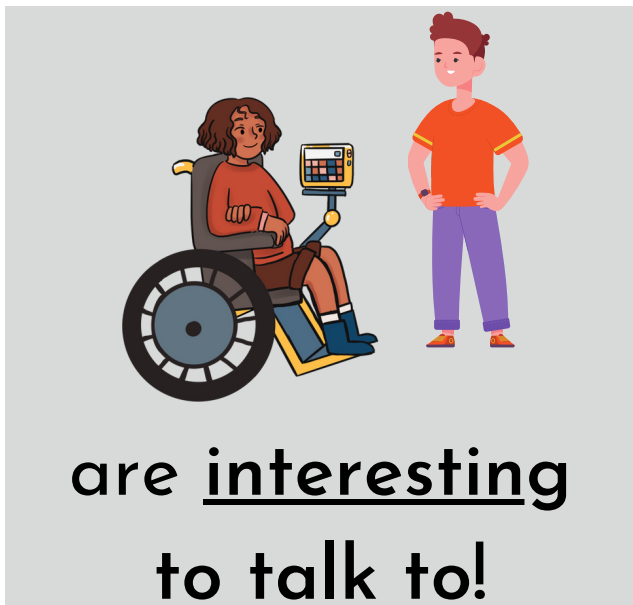
are a
hard worker!

COMPLIMENT BINGO



Directions: Each player gets a Bingo board and places a chip on the free spaces. Print each of the three versions of the bingo boards and provide players a copy. Print the page of individual cards, cut them out, and place them in a bag. The caller takes a card from the bag and reads it out loud. Players must say the underlined word(s) on their AAC system before putting a chip on the location. Bonus Skills: Ask the AAC learner to say two or more words in a phrase to compliment another player. Winner gets 4 in a row vertically, horizontally, or diagonally.









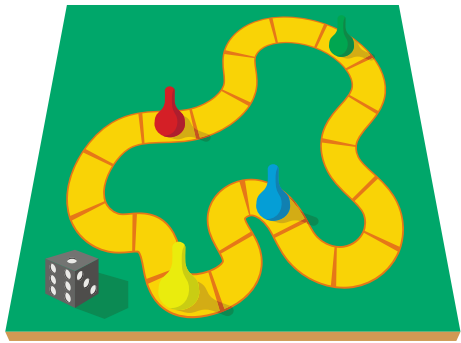





Tell a friend... You _____

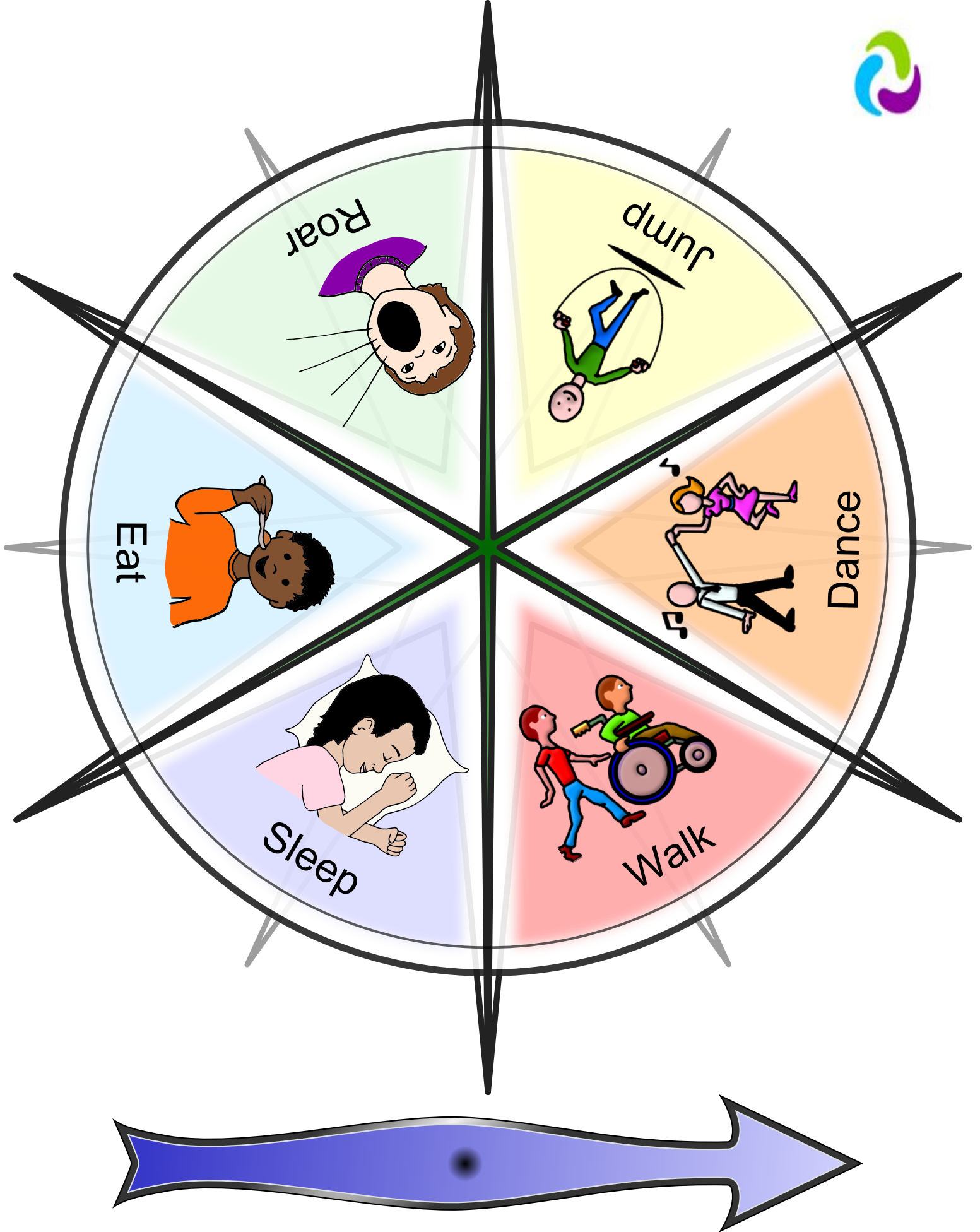


COMPLIMENT BINGO



Draw Cards: Cut out individual cards and place in a bag. Designate someone to be the caller. That person draws a card from the bag and reads it out loud.

 <p>are <u>funny</u>!</p>	 <p>are <u>interesting</u> to talk to!</p>	 <p>are <u>good</u> with technology!</p>	 <p>are <u>good</u>!</p>
 <p>are <u>awesome</u>!</p>	 <p>are <u>great</u> to play with.</p>	 <p>have a <u>nice</u> smile.</p>	 <p><u>work</u> together with others so well!</p>
 <p>are fun to <u>play</u> <u>games</u> with.</p>	 <p>are <u>cool</u>!</p>	 <p>are a nice <u>friend</u>.</p>	
 <p>are always <u>helping</u> others!</p>	 <p>have <u>wonderful</u> ideas!</p>	 <p>are a <u>hard worker</u>!</p>	





Thank You

You are very

It was nice of you to


Thank you,





Spring Sensory Scavenger Hunt

Start



Feel the wind




See leaves on a tree



Hear birds



See a flower



Feel the grass



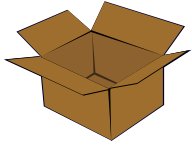
Watch a squirrel



Smell some dirt



See clouds in the sky

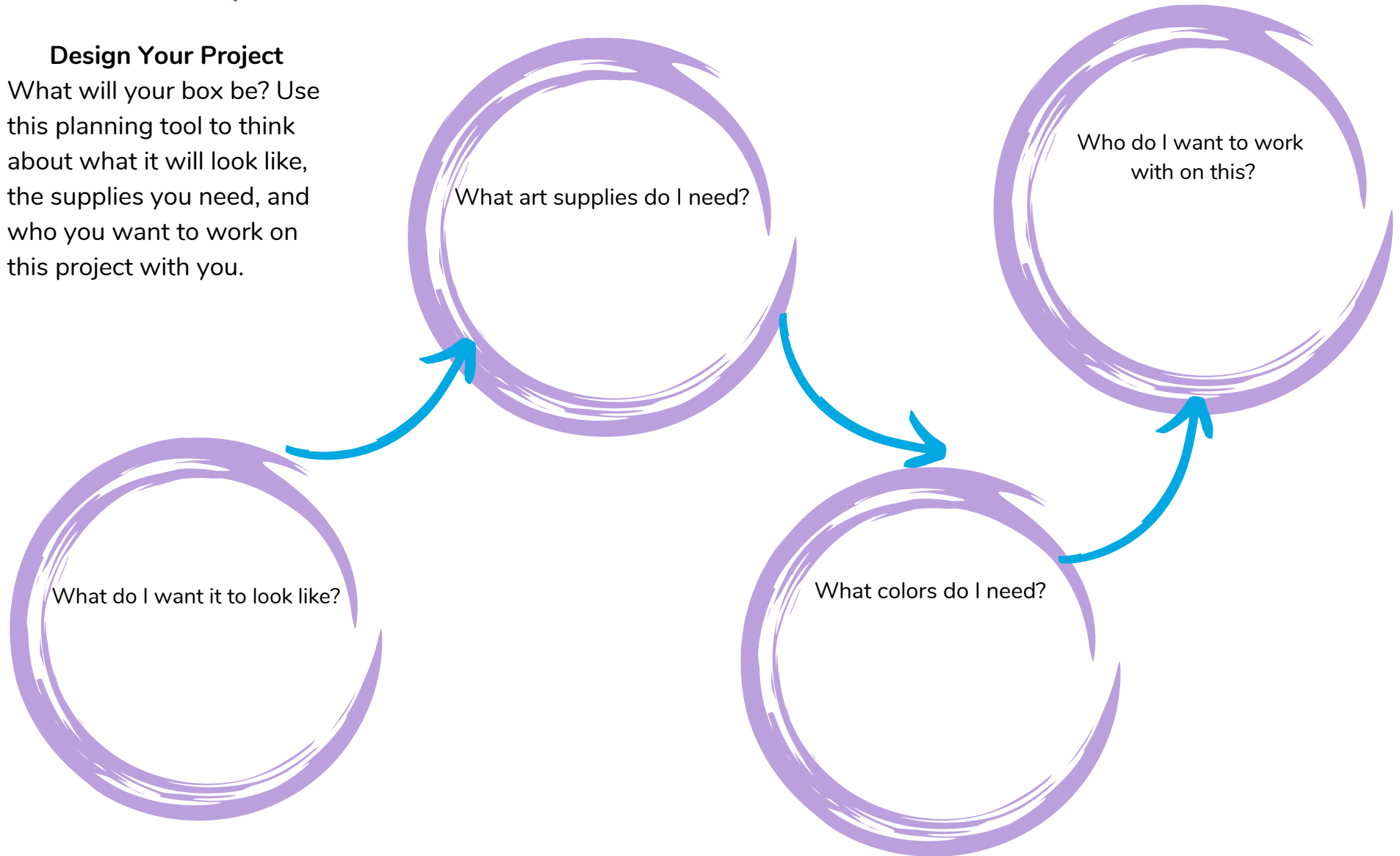


It's Not a Box. It's a _____.



Design Your Project

What will your box be? Use this planning tool to think about what it will look like, the supplies you need, and who you want to work on this project with you.



Cardboard Cornhole Game



Step 1: Gather materials: A large box, yardstick, marker, and utility knife/sharp scissors.



Step 2: Draw a line diagonally across both sides of the box and cut the box in two pieces. Throw away the top part and the bottom piece becomes your game. If you would like less of an angle, cut more off of the box.



Step 3: Turn the box over and trace around a round item to make the circle. Then cut it out.



Step 4: Decorate with colored tape or paint. Use bright colored tape to emphasize the hole for players with visual impairments. Toss bean bags or small balls into the hole.





You are Fergus!

Materials

- A paper plate for each child
- Brown paint, crayons, or markers
- Brown construction paper, strong tape
- String or yarn and a hole-punch




Directions:

- Provide art supplies so each AAC learner can color their paper plate brown. Feel free to embellish with fake fur, felt, paper scraps, or other materials. Use two circles of construction paper for the ears.
- Adults help cut out the center of the paper plate to make a hole for the child's face.
- Use a hole punch to make a small hole on both sides of the plate and thread a piece of string through each one.
- Place the mask over the child's face and tie the string behind the head to secure the mask.



Now have fun! Take turns hiding and see who can Find Fergus.





Comment Smash Mat

Place a small ball of playdough on each word. The player chooses a ball and then says the word under it on the AAC system. After saying the word, it's time to smash the dough!



Collaborative Coffee Filter Wall Hanging



Materials

- A white coffee filter placed on a paper plate for each student
- Washable markers or paint
- Squirt bottle with water
- Fishing line, yarn, or string and a coat hanger
- Strong tape

Directions:

1. Students color on the filter, filling up as much of it as possible.
2. Squirt water on the filter to cause the colors to run and blend together. The more water you spray, the more the colors will run. Encourage students who may not be able to squirt the water to provide directions for others.
3. Let the filter dry for several hours. Remove from paper plates and work together as a group to decide how to arrange them. Lay them face-down on a large surface and tape long pieces of yarn or fishing line on the backs of the filters to attach them to each other. Depending on how many filters you have, you may want to connect four filters together in a vertical row and then add each row to the hanger at the top.
4. Hang the finished product for all to admire!





Interview a Friend

Directions



Download this template and print or open in a word document.
Consider opening in a Google Doc and using the Voice Typing
feature to transcribe speech output from an AAC device.
Put your friend's photo in the middle.

**Ask your friend to complete these phrases to help you
get to know him or her better.**

Who do you like to
hang out with?

What do you like to
do for fun?

Name and Photo

Any pets? What kind and
what are their names?


Where do you
like to go?

Kitty Ears Headband

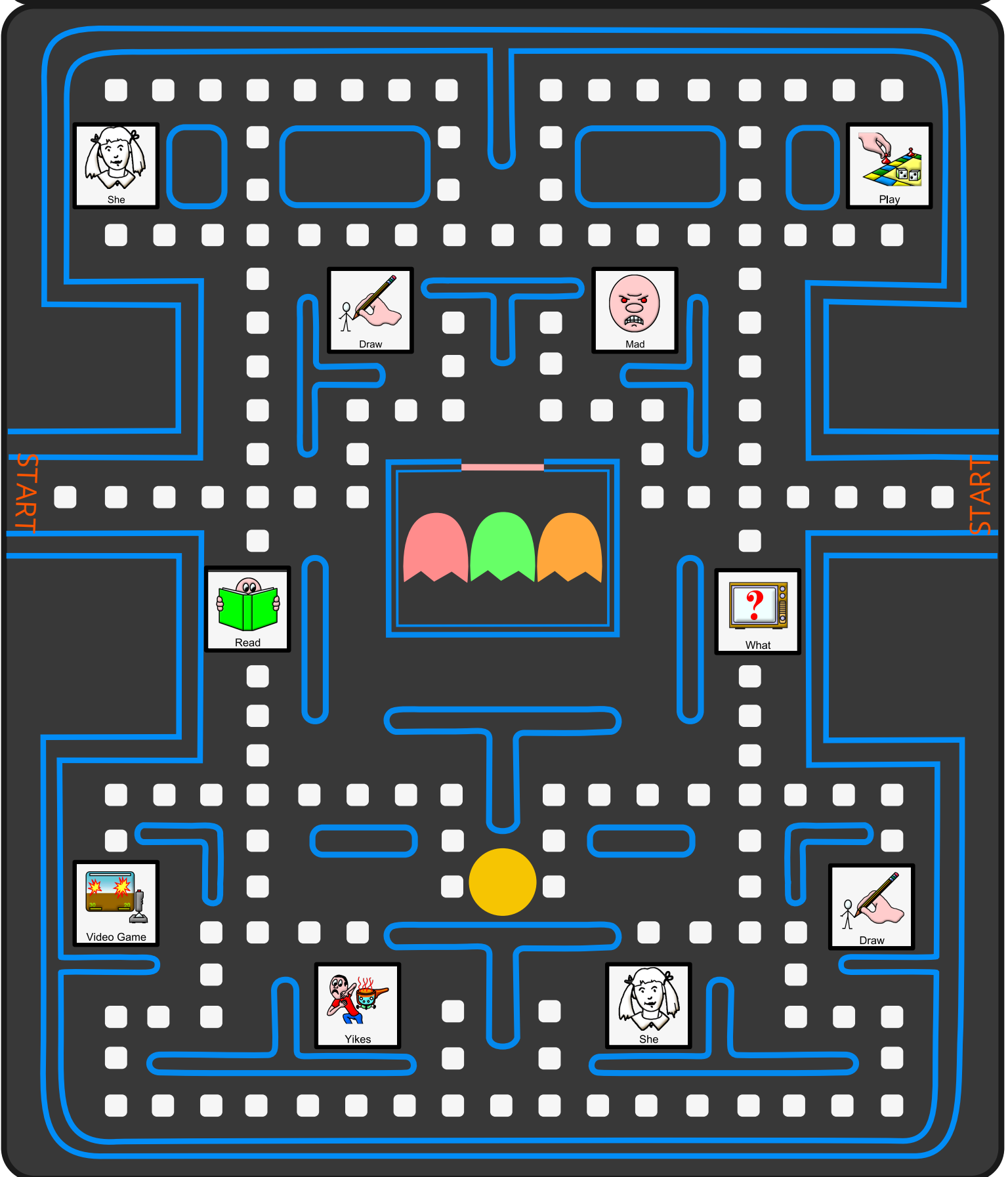


Print this page on cardstock. Color the ears and decorate the paper bands. Cut out the pieces. Glue the ears to the paper band.

Place the bands around the child's head to size, make necessary adjustments, then fasten the ends of the bands together to make the headband.




Video Game




Video Game

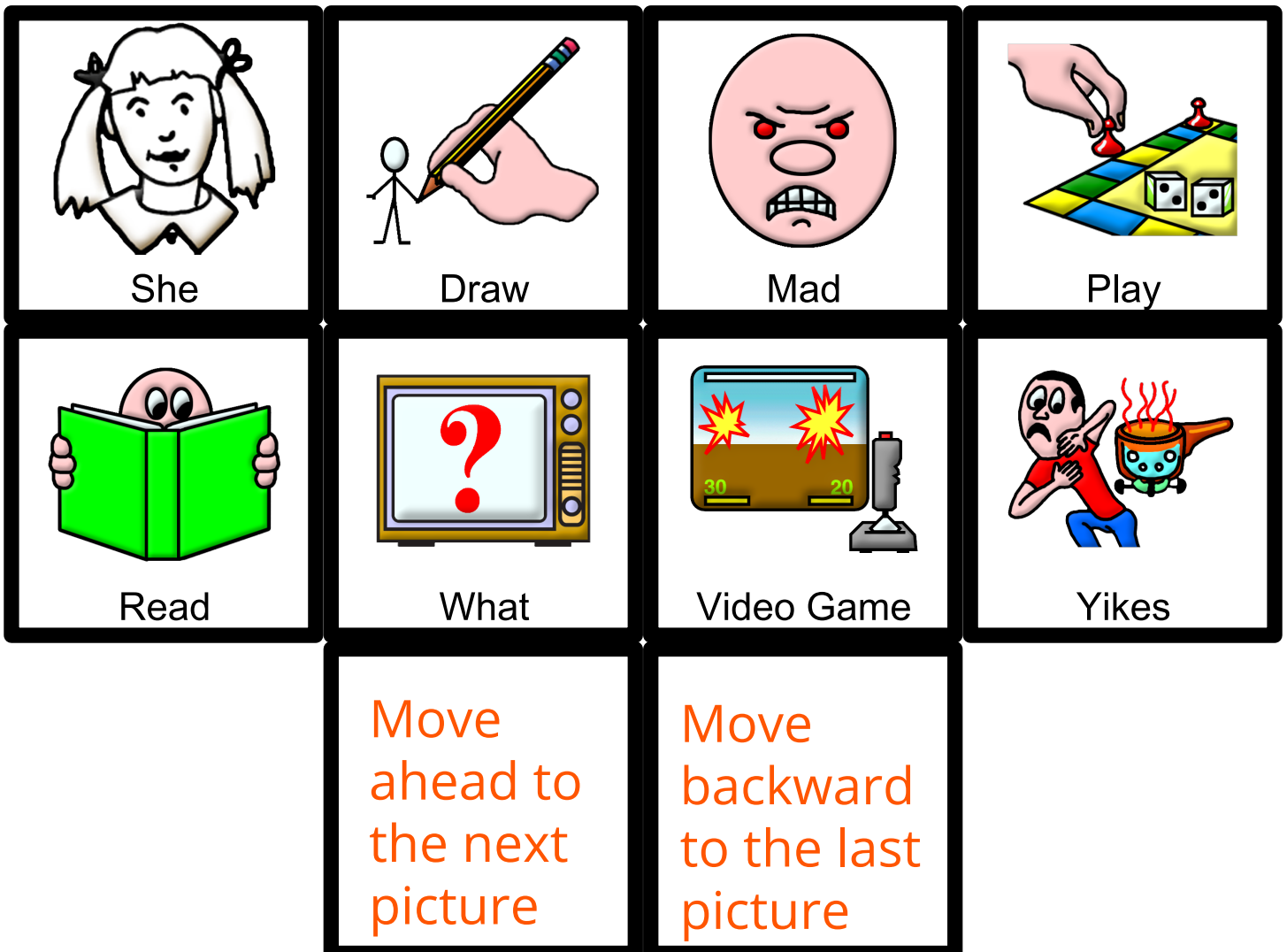
Small Cards (size on the board)



Tokens



Draw Cards





Bad Kitty

Directions: Add a word to the story below.
It doesn't have to make sense...the sillier, the better!
Then read and share with others.

Bad Kitty liked to _____. She was _____ when
(verb) (adjective)

she was told she had to stop! Bad Kitty decided to _____
(verb)

with _____. _____!
(noun) interjection

She was she so _____.
(adjective)

" I can't wait to _____ again", she said.
(verb)

By: _____



Our New Game

Name: Think of a fun name to give your new game.

Object of the Game: Describe why someone would play this game (i.e. to get to the castle, to escape from the island).

Number of Players: Tell how many people can play this game.

How to Play: Think about the questions below as you develop your game.

- Will you use dice, a spinner, or individual cards?
- How do you know who goes first?
- Do you need individual pieces to move? What will you use for those?
- Is there a theme to the game?
- Do you need a gameboard? Will you use one from another game or make your own?
- What is the goal of the game? How do you know if you win?
- Are there rules that players must follow? Think of things they can and can not do while playing this game.

Writing the Directions


Once you have the information about your new game, write down the instructions so someone else can enjoy it! Follow the format below.

Name of Game:

Goal:

Number of Players:

How to Play:



Invite some friends to play your game!

Name _____



My Pet Rock

Place photo of pet rock here

My pet rock's name is _____

_____ likes to _____
(name)

My pet rock's favorite color is _____

We like to _____
together.

My pet rock is _____

Smart Charts















2024 AAC Literacy Planner January

Language System: Words For Life - Level: LAMP Words for Life 84 Full

Only vocabulary available for this level will be shown on the chart.

Target Vocabulary

Icons

feels					
happy					
make					
play					
sad					
friend					
school					

Smart Charts

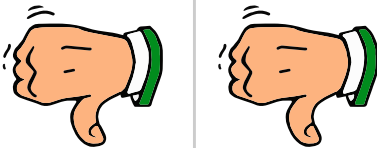













2024 AAC Literacy Planner February

Language System: Words For Life - Level: LAMP Words for Life 84 Full

Only vocabulary available for this level will be shown on the chart.

Target Vocabulary

Icons

bad				
does	 			
he	 			
nice	 			
not	 			
dinosaur	  			
friend	 			

Smart Charts





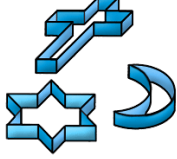




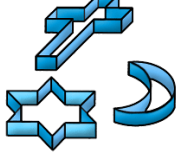




2024 AAC Literacy Planner March

Language System: Words For Life - Level: LAMP Words for Life 84 Full

Only vocabulary available for this level will be shown on the chart.

Target Vocabulary

Icons

they					
big					
make					
in					
who	?				
circle					
family					

Smart Charts

2024 AAC Literacy Planner









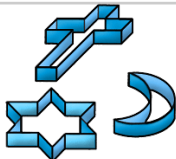



April

Language System: Words For Life - Level: LAMP Words for Life 84 Full

Only vocabulary available for this level will be shown on the chart.

Target Vocabulary

Icons

he					
she					
playing					
read					
same					
story					

Smart Charts













2024 AAC Literacy Planner May

Language System: Words For Life - Level: LAMP Words for Life 84 Full

Only vocabulary available for this level will be shown on the chart.

Target Vocabulary

Icons

it					
do					
fun					
not					
pretend					
what	? word				

Smart Charts





2024 AAC Literacy Planner June

Language System: Words For Life - Level: LAMP Words for Life 84 Full

Only vocabulary available for this level will be shown on the chart.

Target Vocabulary

Icons

he					
find					
hide					
try					
where					
bear					

Smart Charts




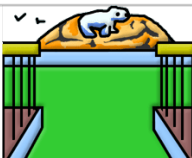

2024 AAC Literacy Planner July

Language System: Words For Life - Level: LAMP Words for Life 84 Full

Only vocabulary available for this level will be shown on the chart.

Target Vocabulary

Icons

he					
find					
hide					
try					
where					
bear					

Smart Charts














2024 AAC Literacy Planner August

Language System: Words For Life - Level: LAMP Words for Life 84 Full

Only vocabulary available for this level will be shown on the chart.

Target Vocabulary

Icons

i					
you					
can					
play					
with					
who	?				
fun					

Smart Charts



2024 AAC Literacy Planner September

Language System: Words For Life - Level: LAMP Words for Life 84 Full

Only vocabulary available for this level will be shown on the chart.

Target Vocabulary

Icons

she					
draw					
mad					
play					
read					
what	?				
game					

Smart Charts











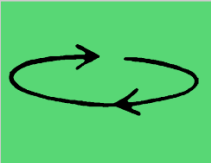



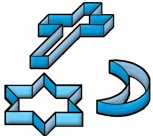

2024 AAC Literacy Planner October

Language System: Words For Life - Level: LAMP Words for Life 84 Full

Only vocabulary available for this level will be shown on the chart.

Target Vocabulary

Icons

my					
your					
don't					
move					
turn					
monster					
piece					

Smart Charts














2024 AAC Literacy Planner November

Language System: Words For Life - Level: LAMP Words for Life 84 Full

Only vocabulary available for this level will be shown on the chart.

Target Vocabulary

Icons











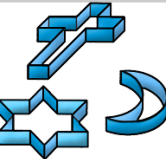




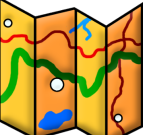

he					
do					
something					
think					
awesome					
imagination					

Smart Charts

Charts for December WFL

Language System: Words For Life - Level: LAMP Words for Life 84 Full

Only vocabulary available for this level will be shown on the chart.

Target Vocabulary	Icons				
they					
it					
boring					
exciting					
making					
oops					
rock					

Smart Charts






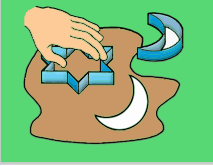









2024 AAC Literacy Planner January

Language System: Unity - Level: 84 Sequenced

Only vocabulary available for this level will be shown on the chart.

Target Vocabulary

Icons

feels					
happy					
make					
play					
sad					
friend					
school					

Smart Charts


















2024 AAC Literacy Planner February

Language System: Unity - Level: 84 Sequenced

Only vocabulary available for this level will be shown on the chart.

Target Vocabulary

Icons

bad					
does					
he					
nice					
not					
friend					
dinosaur					

Smart Charts





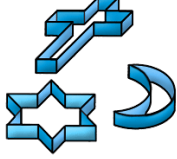
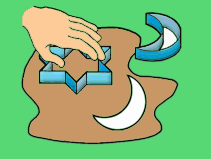



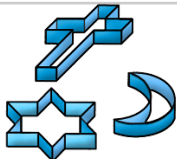




2024 AAC Literacy Planner March

Language System: Unity - Level: 84 Sequenced

Only vocabulary available for this level will be shown on the chart.

Target Vocabulary

Icons

they					
big					
make					
in					
who	? word				
circle					
family					

Smart Charts









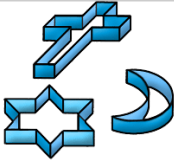







2024 AAC Literacy Planner April

Language System: Unity - Level: 84 Sequenced

Only vocabulary available for this level will be shown on the chart.

Target Vocabulary

Icons

he					
she					
playing					
read					
same					
poem					
story					

Smart Charts

2024 AAC Literacy Planner May

Language System: Unity - Level: 84 Sequenced

Only vocabulary available for this level will be shown on the chart.

Target Vocabulary

Icons

it					
do					
fun					
not					
pretend					
what	? word				

Smart Charts










2024 AAC Literacy Planner June

Language System: Unity - Level: 84 Sequenced

Only vocabulary available for this level will be shown on the chart.

Target Vocabulary

Icons

he					
find					
hide					
try					
where	?				
bear					

Smart Charts










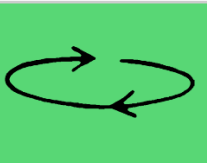





2024 AAC Literacy Planner July

Language System: Unity - Level: 84 Sequenced

Only vocabulary available for this level will be shown on the chart.

Target Vocabulary

Icons

my					
your					
go					
stop					
turn					
wait					
playground					

Smart Charts














2024 AAC Literacy Planner August

Language System: Unity - Level: 84 Sequenced

Only vocabulary available for this level will be shown on the chart.

Target Vocabulary

Icons

i					
you					
can					
play					
with					
who	? word				
fun					

Smart Charts










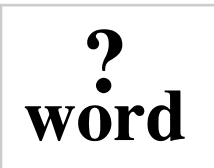



2024 AAC Literacy Planner September

Language System: Unity - Level: 84 Sequenced

Only vocabulary available for this level will be shown on the chart.

Target Vocabulary

Icons

she					
draw					
mad					
play					
read					
what					
game					

Smart Charts

















2024 AAC Literacy Planner October

Language System: Unity - Level: 84 Sequenced

Only vocabulary available for this level will be shown on the chart.

Target Vocabulary

Icons

my					
your					
don't					
move					
turn					
piece					
monster					

Smart Charts













2024 AAC Literacy Planner November

Language System: Unity - Level: 84 Sequenced

Only vocabulary available for this level will be shown on the chart.

Target Vocabulary

Icons

he					
do					
something					
think					
awesome					
imagination					

Smart Charts











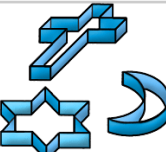






2024 AAC Literacy Planner December

Language System: Unity - Level: 84 Sequenced

Only vocabulary available for this level will be shown on the chart.

Target Vocabulary

Icons

they					
it					
boring					
exciting					
making					
oops					
stone					

Smart Charts



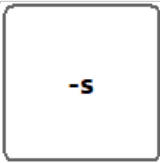












2024 AAC Literacy Planner January

Language System: Saltillo WordPower SS - Level: 60 Basic

Only vocabulary available for this level will be shown on the chart.

Target Vocabulary

Icons

feels					
happy					
make					
play					
sad					
friend					
school					

Smart Charts



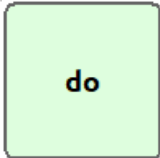






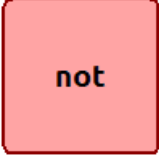





2024 AAC Literacy Planner February

Language System: Saltillo WordPower SS - Level: 60 Basic

Only vocabulary available for this level will be shown on the chart.

Target Vocabulary

Icons

bad					
does					
he					
nice					
not					
dinosaur					
friend					

Smart Charts




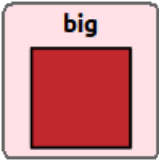


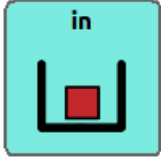



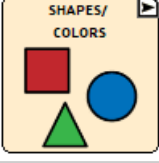
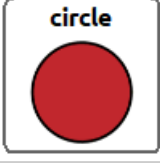


2024 AAC Literacy Planner March

Language System: Saltillo WordPower SS - Level: 60 Basic

Only vocabulary available for this level will be shown on the chart.

Target Vocabulary

Icons

they					
big					
make					
in					
who					
circle					
family					

Smart Charts

2024 AAC Literacy Planner April

Language System: Saltillo WordPower SS - Level: 60 Basic

Only vocabulary available for this level will be shown on the chart.

Target Vocabulary

Icons

he					
she					
playing					
read					
same					
story					

Smart Charts

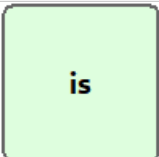






2024 AAC Literacy Planner May

Language System: Saltillo WordPower SS - Level: 60 Basic

Only vocabulary available for this level will be shown on the chart.

Target Vocabulary

Icons

it is					
do					
fun					
not					
pretend					
what					

Smart Charts

2024 AAC Literacy Planner
June

Language System: Saltillo WordPower SS - Level: 60 Basic

Only vocabulary available for this level will be shown on the chart.

Target Vocabulary

Icons

he					
find					
hide					
try					
where					
bear					

Smart Charts




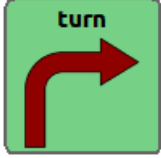





2024 AAC Literacy Planner July

Language System: Saltillo WordPower SS - Level: 60 Basic

Only vocabulary available for this level will be shown on the chart.

Target Vocabulary

Icons

my					
your					
go					
stop					
turn					
wait					
playground					

Smart Charts






2024 AAC Literacy Planner August

Language System: Saltillo WordPower SS - Level: 60 Basic

Only vocabulary available for this level will be shown on the chart.

Target Vocabulary

Icons

i					
you					
can					
play					
with					
who					
fun					

Smart Charts
















2024 AAC Literacy Planner September

Language System: Saltillo WordPower SS - Level: 60 Basic

Only vocabulary available for this level will be shown on the chart.

Target Vocabulary

Icons

she					
draw					
mad					
play					
read					
what					
game					

Smart Charts



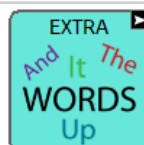



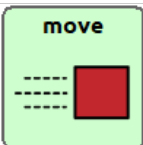
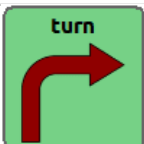







2024 AAC Literacy Planner October

Language System: Saltillo WordPower SS - Level: 60 Basic

Only vocabulary available for this level will be shown on the chart.

Target Vocabulary

Icons

my					
your					
don't					
move					
turn					
game					
monster					

Smart Charts

2024 AAC Literacy Planner November

Language System: Saltillo WordPower SS - Level: 60 Basic

Only vocabulary available for this level will be shown on the chart.

Target Vocabulary

Icons

he					
do					
something					
think					
awesome					
imagination					

Smart Charts



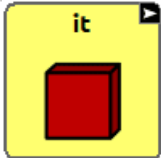





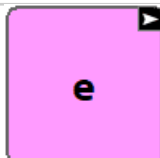



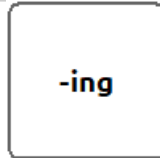







2024 AAC Literacy Planner December

Language System: Saltillo WordPower SS - Level: 60 Basic

Only vocabulary available for this level will be shown on the chart.

Target Vocabulary

Icons


they					
it					
boring					
exciting					
making					
oops					
rock					



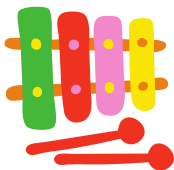
Adaptations for Play

Consider adaptations that may make it easier for your AAC learner to participate in activities

Using Art Supplies



Use larger items that are easier to grip. Wrap a piece of rough Velcro® on the item and place a terry cloth sweat band around the student's hand. Position the item in the palm of the hand so it sticks to the sweat band. Build-up handles of paint brushes and markers by adding a foam curler around them.



Keep toys from falling on the floor by placing them on non-slip placemats. Attach mallets and other parts of toys to the base with elastic straps so they can be more easily grabbed if they fall.



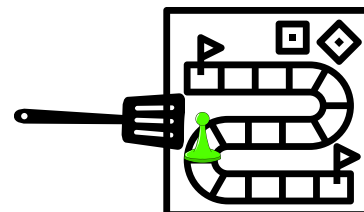

Add watered-down paint to battery-operated squirt guns and activate with a switch.

Switch-adapted animals can be used to walk through paint to make tracks. For those using the Accent® with Empower®, use the IR Remote feature to control an infrared dinosaur to walk through the paint. Follow the QR code to learn how to do this.



Playing Board Games

Build up game pieces using a foam curler. Use a large kitchen spatula as a reacher to move game pieces. Use a bingo wand and magnetic chips for game pieces. For those using the Accent® with Empower®, use the List-O-Matic feature to add word lists, colors, numbers, names to be selected in random order. Follow the QR code to learn how.



Directing Others



Move
red two

Directing others how to move game pieces, which color to move and how many spaces, or where to place an item.

Use the AAC system to ask digital assistants (Alexa, Siri, Google Assistant) to choose a color, number, or play music.



Stages of Play



Unoccupied -

Babies learn about their bodies by moving arms and legs.



Solitary -

Plays alone and is not interested in others.



Onlooker -

Watches others but doesn't get involved.



Parallel -

Plays alongside others but doesn't interact.



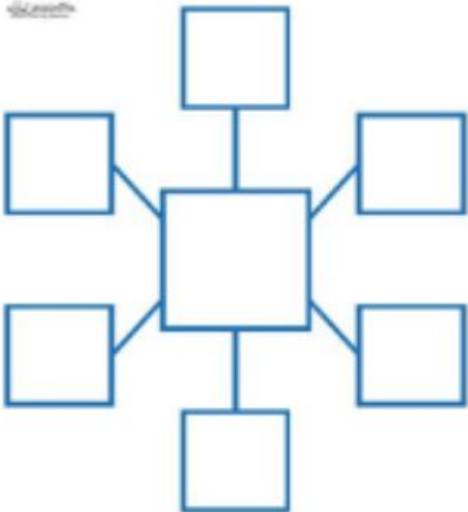
Associative -

Plays alongside others with some interaction but are not playing together and may not be playing with the same items.



Cooperative -

Plays together with others and is interested in the activity as well as the other children during play.




Playing Games with Friends






I like to play games with friends.



Sometimes it's my turn.



Sometimes it's my friend's turn



When it's my friend's turn, I will sit
and watch.



Wait


When it's my friend's turn, I will
wait until it is my turn.



When it's my turn, I get to take a
turn and my friend watches me.



Each time we play, there can only be
one winner.



Sometimes I win! My friends tell things like me "good game" and "that was fun".



When a friend wins, I can say "yikes" and "maybe I'll win next time. Let's play again".



It's fun playing games with friends.



WAIT

WAIT

GO

GO



AAC Literacy Planner


January 2024



More Ways to Read with AAC



Read the story on a tablet or computer



Model target words on the AAC device



Print the story in PowerPoint, identify sounds/words to look for and circle them

Follow the QR code or this link to Tar Heel Reader for this month's story.



Reflections



How did the people in the story feel about moving? What did they do that helped them? Share ideas for making new friends.

Ask your consultant for a free copy of the AAC Literacy Planner or download it here.



AAC Literacy Planner


February 2024



More Ways to Read with AAC



Read the story on a tablet or computer



Model target words on the AAC device



Print the story in PowerPoint, identify sounds/words to look for and circle them

Follow the QR code or this link to Tar Heel Reader for this month's story.



Reflections



What do nice friends do? How can you be a nice friend? Think of an activity you and your friends can do together and a time you could ask them to hang out with you.

Ask your consultant for a free copy of the AAC Literacy Planner or download it here.

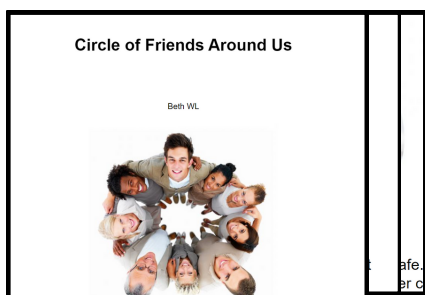


AAC Literacy Planner

March 2024




More Ways to Read with AAC



Follow the QR code or this link to Tar Heel Reader for this month's story.



Read the story on a tablet or computer



Model target words on the AAC device



Print the story in PowerPoint, identify sounds/words to look for and circle them

Reflections



Think about the people in your circle. What interests do you have in common? If you don't agree, how do you make decisions?

Ask your consultant for a free copy of the AAC Literacy Planner or download it here.

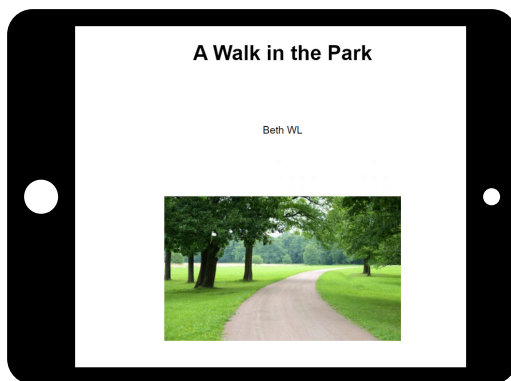


AAC Literacy Planner

April 2024




More Ways to Read with AAC



Follow the QR code or this link to Tar Heel Reader for this month's story.



Read the story on a tablet or computer



Model target words on the AAC device



Print the story in PowerPoint, identify sounds/words to look for and circle them



This story is a poem. Find the rhyming words you hear.

Reflections



Why do you think people like spending time in a park? Think about other activities you can do there. What do you like to do at the park?

Ask your consultant for a free copy of the AAC Literacy Planner or download it here.



AAC Literacy Planner


May 2024



More Ways to Read with AAC



Read the story on a tablet or computer



Model target words on the AAC device



Print the story in PowerPoint, identify sounds/words to look for and circle them

Follow the QR code or this link to Tar Heel Reader for this month's story.



Reflections



It's fun to pretend. What else could you do with a box? Think about what supplies you would need to turn a box into something else.

Ask your consultant for a free copy of the AAC Literacy Planner or download it here.

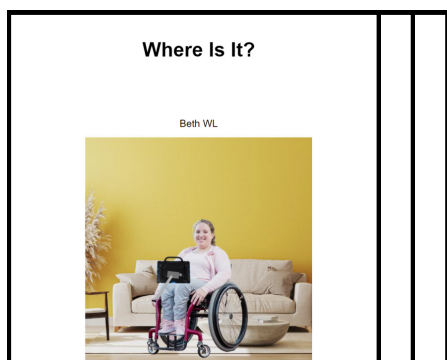


AAC Literacy Planner


June 2024



More Ways to Read with AAC



Read the story on a tablet or computer



Model target words on the AAC device



Print the story in PowerPoint, identify sounds/words to look for and circle them

Follow the QR code or this link to Tar Heel Reader for this month's story.



Reflections



Have you ever lost something? How did you feel? Think about what you did to find it. How did you feel when you finally found it?

Ask your consultant for a free copy of the AAC Literacy Planner or download it here.




AAC Literacy Planner


July 2024



More Ways to Read with AAC



Read the story on a tablet or computer



Model target words on the AAC device



Print the story in PowerPoint, identify sounds/words to look for and circle them

Follow the QR code or this link to Tar Heel Reader for this month's story.



Reflections



What are comments you can make while you play and when the game is over? How do you think those comments make others feel?

Ask your consultant for a free copy of the AAC Literacy Planner or download it here.



AAC Literacy Planner


August 2024



More Ways to Read with AAC



Read the story on a tablet or computer



Model target words on the AAC device



Print the story in PowerPoint, identify sounds/words to look for and circle them

Follow the QR code or this link to Tar Heel Reader for this month's story.



Reflections



It's fun to do things with others. What are activities you like to do with friends? Practice ways to say "can I" and "can you" to ask to be included and invite others to join you.

Ask your consultant for a free copy of the AAC Literacy Planner or download it here.

© 2023 PRC-Salttillo

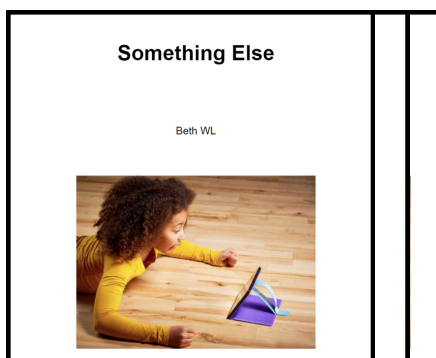


AAC Literacy Planner


September 2024



More Ways to Read with AAC



Read the story on a tablet or computer



Model target words on the AAC device



Print the story in PowerPoint, identify sounds/words to look for and circle them

Follow the QR code or this link to Tar Heel Reader for this month's story.



Reflections



Sometimes its hard to find something do. Trying new things helps you discover new hobbies. Think of a new game or activity you want to try.

Ask your consultant for a free copy of the AAC Literacy Planner or download it here.




AAC Literacy Planner


October 2024



More Ways to Read with AAC



Read the story on a tablet or computer



Model target words on the AAC device



Print the story in PowerPoint, identify sounds/words to look for and circle them

Follow the QR code or this link to Tar Heel Reader for this month's story.



Reflections



Waiting in line can be boring! When are times you have had to wait in line?
How can you make the time go faster?
What else do you find boring?

Ask your consultant for a free copy of the AAC Literacy Planner or download it here.



AAC Literacy Planner




November 2024

More Ways to Read with AAC



Read the story on a tablet or computer



Model target words on the AAC device



Print the story in PowerPoint, identify sounds/words to look for and circle them

Follow the QR code or this link to Tar Heel Reader for this month's story.



Reflections



Do you prefer to work alone or in a group? Think about activities that you enjoy and if they are done inside or outside. Make a list of skills you want to improve so you can experience these activities.

Ask your consultant for a free copy of the AAC Literacy Planner or download it here.

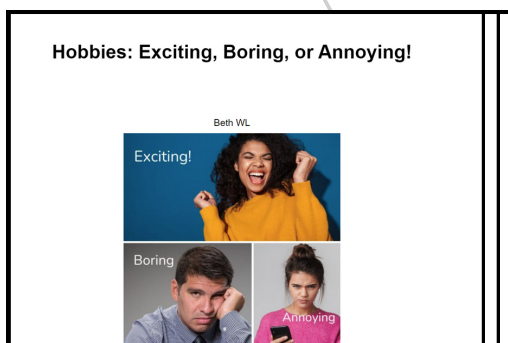


AAC Literacy Planner




December 2024

More Ways to Read with AAC



Read the story on a tablet or computer



Model target words on the AAC device



Print the story in PowerPoint, identify sounds/words to look for and circle them

Follow the QR code or this link to Tar Heel Reader for this month's story.



Reflections



Think about what interests you. What new hobbies do you think look exciting? Decide who could join you in this new adventure!

Ask your consultant for a free copy of the AAC Literacy Planner or download it [here](#).