

Saltillo 2021 CALENDAR

Passport to Communication



Let Us Be Your AAC Guide




What Your Consultant Can Do for You

Helping you find the best AAC solution is of the utmost importance to us here at Saltillo. Rest assured, we are with you every step of the way as you navigate your journey! Here are some of the many ways you can count on our consultants to help:

- On-site device trials as appropriate
- Troubleshooting
- Assistance with the funding process
- Obtaining a loaner device
- Training for devices, vocabulary, and implementation (opportunities to earn ASHA CEUs)
- Implementation strategies and resources
- Answers to all of your AAC questions!

Find a Consultant Near You



MEET YOUR CONSULTANTS



Betsy Clifford
M.H.S., CCC-SLP



Meghan Conover
B.Sc., CDA
Vocabulary Coord.



Jennifer Edge-Savage
M.S., Ed. S, OTR/L



Patrick Fothergill
MHS, SLP



Arlene Hansen



Liz Heisler
M.A., CCC-SLP/L



Amanda Hettenhausen
M.A., CCC-SLP



Melissa Hoy
ClinScD, CCC-SLP



Jane Lindley
B.S., SLPA



Cortney Maholtz*
M.A., CCC-SLP



Melissa Malani
Ph.D., CCC-SLP, BCS-CL



Cecilia Marietti
M. Ed.



Camber Moulton
M.S., CCC-SLP, ATP



Sheri Predebon
M.S., CCC-SLP



Heather Prenovost
M.S., CCC-SLP



Stephanie Reed
B.A. COMD, ATACP



Michelle Retzlaff
M.A., CCC-SLP



Kelly Ryan
M.S., CCC-SLP



Eliza Smith
M.S., CCC-SLP



Jason Smith
M.S., CCC-SLP



Rachel Smitheman



Catherine Snider
M.A., CCC-SLP



Valerie Susnick
M.S., CCC-SLP



Brittany Toney
M.A., CCC-SLP



Sarah Waldman
M.S., CCC-SLP



Emily Yosucio
M.S., CCC-SLP



Jane Odom
M.Ed.
Training &
Implementation
Specialist
AAC Language Lab



Lisa Timm*
M.S., CCC-SLP
Training &
Implementation
Manager



Deb Gress*
Marketing Specialist


*Calendar Development Team

What Will I Find in the 2021 Calendar?

YOUR PASSPORT TO COMMUNICATION

This year, the Saltillo Calendar is all about travel and adventure. Join your travel companions Joshua, Sophia, Miguel, and Trinda as they explore, discover and communicate with AAC in places near and far around the world! Even though this calendar is designed to help support early communicators using AAC, anyone can join the journey!

Each month you'll find tips, books, target words, fun activities, and a travel destination that include:


 **Identification of skills** to develop communicative competence based on the LOSS (Linguistic, Operational, Strategic, Social) framework developed by Dr. Janice Light. Dr. Light created the LOSS framework to help explain and understand the different skill areas required to successfully use an AAC device.




Look for this symbol, on the top right-hand side, that identifies some or all of the LOSS framework features highlighted each month.


Want to learn more about the LOSS framework?

Visit <https://bit.ly/LOSSFramework> or <https://bit.ly/LOSSFramework2>.

 **Recommended books** with suggested words to target as you travel to different places around the world. Most of the selected books can be found on Amazon, in libraries, or in book stores. Be sure to check out **Saltillo Brand on YouTube** for fun videos related to each month's content.

 **Existing vocabulary features** that support the development of competent communicators.

 **Fun Scavenger Hunts** when you visit live webcams around the world.

 **Stories and Scripts travel page** to write about each adventure. Download the file, import into your device, and write about your travels.

Demonstrations throughout the calendar use the **WordPower60 Basic** vocabulary set.

Download Your Passport to Communication!



Are you ready to travel to exciting new places?
Download your passport
and **LET'S GO!**



Get to Know Your Travel Companions




Joshua – 6 Years Old

For a little over a year now, Joshua has been using a NovaChat® 8 and takes it everywhere he goes! He is endlessly curious, has an infectious laugh, and gets into everything he can! Before getting his AAC device, Joshua's family and therapists suspected for a long time that he was "locked" in his own brain. He just never had a way to communicate with the world around him. Now, his personality is breaking through and he constantly asks the question "why". He is also beginning to speak in three to four-word phrases and simple sentences on his device using WordPower™42 Basic.

More about Joshua:

- Favorite words include "look", "go away", "Telly" (his dog), and "see you later alligator"
- Likes to carry his NovaChat 8 around his neck
- Loves everything Marvel and wants to be a superhero when he grows up
- Favorite superhero is Thor



Sophia – 12 Years Old

Sophia has been using her NovaChat 10 for seven years. She has become an expert at participating in conversation and forming sentences using WordPower60, but she's also great at using non-verbal language (gestures, facial expressions, interjections/sounds, etc.) to get her point across. She'll tell you what she thinks no matter what! If you didn't know Sophia, you would describe her as sassy, but she is also sweet, loving, and caring to her family, friends and everyone she meets.

More about Sophia:

- Enjoys using her NovaChat to text with friends
- Loves to dance and cheer, and wants to be a dancer when she grows up (ballet, tap, jazz, hip hop... she loves it all!)
- Loves to paint and has recently started baking and cake decorating with her mom
- Likes to show her unique, colorful and creative personality through her choice of clothes, accessories, and even school supplies



Miguel – 8 Years Old

Up until late fall 2020, Miguel used the TouchChat® app on an iPad but now uses a Via® Pro with TouchChat. He tends to go into his own world and sometimes needs help (like prompts) to communicate, find words, or express what he's thinking. As Miguel continues to work on his social skills, his answers may be short, he may not provide all the information needed, and he usually doesn't ask questions or try to keep the conversation going. However, Miguel's SLP and family know how smart he is, and they want him to be able to show that to world.

More about Miguel:

- Uses WordPower60 Basic in both English and Spanish
- Loves cars (McQueen is his favorite) and anything red
- Prefers a schedule and benefits from having a visual schedule and other supports
- Likes anything silky and soft (but not fuzzy)
- Doesn't like strangers, large groups, or loud noises
- Prefers to be alone with his cars, but he will talk to you if he has to (especially about cars!)



Trinda – 16 Years Old

Your typical teen, Trinda enjoys reading Harry Potter books, going to movies, and hanging out with her friends. She has been using a NovaChat 10 since she was 8 years old, and her favorite vocabulary is WordPower80. She and her family love to travel and have been to many parts of the United States and abroad. At school, Trinda is active as a peer mentor for younger students who are just getting started with AAC. Always up for a good challenge, she is constantly looking for the next thing she can learn and master to the best of her ability.

More about Trinda:

- Favorite travel companion is her service dog named Scooter
- Stays connected with a brother in college via regular Skype calls
- Participates in various clubs in high school
- Plans to go to college after high school and would like to study something related to travel planning

Your Passport to Communication Awaits!

LET'S TAKE A VIRTUAL JOURNEY TO PLACES AROUND THE WORLD!

Each month, scan the QR code to visit our website where you will download the Scavenger Hunt. You will find a URL in the monthly Scavenger Hunt taking you to a webcam or video from a surprise destination. **Where will we go!? You'll have to click and see!**




Let's visit **NASA** on our Scavenger Hunt! Don't forget to complete the activities and add a stamp to your Passport.

Get the Link and Materials!



When you arrive at your destination, look around and watch the camera feed for a bit. Use the Scavenger Hunt and some prompting questions for things to find or discuss on your virtual visit.

Have you downloaded your Passport and stamps yet? You'll need them to show all the cool places you visited this year!



MAKE MEMORIES WITH MONTHLY STORIES AND SCRIPTS!

Throughout the year, you can document what you saw each month when you download the 2021 Saltillo Calendar **Stories and Scripts page** and add it to your AAC device! For each month, you'll find a predictable writing chart with the following prompts in the first column:


- I saw
- I liked
- My favorite thing was

Download Stories and Scripts



Fill in the second column with your answer then take a picture of something you saw! Use these charts you've completed throughout the year to create your December scrapbook activity!

	I saw		
clear			
	I liked		
Save message			
Select to save a message	My favorite thing was		



YOUR PASSPORT TO ADVENTURE BEGINS!

The world is a large, beautiful, and wondrous place, so let's take a virtual journey together to explore and learn about different places around the globe!

As we begin our travels together, here are a few things you'll need:

1. Your AAC Device

Don't forget your voice! Wherever we go, we need to be able to communicate, so your AAC technology should always be out and ready to use!



2. Your Passport

You can keep track of all the places we travel this year using your very own passport!



3. Your Sense of Adventure

Get ready for an epic adventure to other lands! There is so much to see and explore. Let's learn and have fun this year!



Download Your Passport!



What are you waiting for?
Download your passport and start your journey!

JANUARY 2021

Storytime

SUNDAY MONDAY TUESDAY WEDNESDAY THURSDAY FRIDAY SATURDAY

DECEMBER 2020
S M T W T F S
1 2 3 4 5
6 7 8 9 10 11 12
13 14 15 16 17 18 19
20 21 22 23 24 25 26
27 28 29 30 31

FEBRUARY 2021
S M T W T F S
1 2 3 4 5 6
7 8 9 10 11 12 13
14 15 16 17 18 19 20
21 22 23 24 25 26 27
28

1

2

New Year's Day

What a Wonderful World by Bob Thiele & George David Weiss
Illustrated by Tim Hopgood



Read and sing along to a classic song turned into a book. Through positive messages and beautiful imagery, discover all the joys our world has to offer. **What a wonderful world we live in!**

Words to Model:




Let's Dream!

Create a Dream Board

Create a dream board of all the things you want to do, see, and learn this year. Will you meet new people? Try something new? There are many wonderful things to see and do this year!

While creating your board, you can model phrases like:

- I think...
- I want to see
- What do I want to do
- I think I want to...




Download Dream Board



Let's visit **NASA** on our Scavenger Hunt!
Don't forget to complete the activities and add a stamp to your Passport.

Get the Link and Materials!






ASKING QUESTIONS

Asking questions is a valuable skill. They allow you to obtain more information, learn more about others, and discover more about our world.



A favorite word for many young children is “why?”. It helps them make sense of their world and learn through the question and answer interaction. Teach people who use AAC how to ask questions like what, when, where, who, and why!

Remember to ask questions when you first meet someone! There are so many things to learn about a new friend:

- What’s your name?
- How old are you?
- Where do you live?
- Do like video games, too?
- What’s your favorite color?




Check out the Personal & Questions in WordPower™ files! Many of these introductory questions are already available!



FEBRUARY 2021



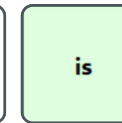

Storytime

Same, Same but Different by Jenny Sue Kostecki-Shaw



Join two pen pals as they share pictures and stories to demonstrate how each lives a similar yet different life. Celebrate what makes them unique and also what brings them together!

Words to Model:



Let's Write!

Write a Letter to Your Pen Pal

Make connections by meeting and writing to new friends! Practice writing, asking questions, and getting to know someone new. Follow the steps below for a pen pal program.



1. Determine how letters will be delivered (postal mail, email, etc.) and what materials are needed (stamp, envelope, email address, paper, pen, etc.)
2. Assign pairs of children/students to be pen pals – can be in same/different class, scout troop, neighborhood, and more
3. Determine which child will write the first letter
4. Write and deliver the first letter
 - Tell about yourself and ask questions about your pen pal (ideas: age, where you live, favorite TV show/movie, pets, what you want to be when you grow up).
 - You can even include pictures: "This is my dog." "This is my favorite toy."
 - Don't forget to ask your new friend questions, too! "What about you?"
5. Continue writing and reading through the year with new friends. Find out how you are the same and different!
6. Have fun learning about each other!

SUNDAY MONDAY TUESDAY WEDNESDAY THURSDAY FRIDAY SATURDAY

1 2 3 4 5 6

Groundhog Day

7 8 9 10 11 12 13

Chinese New Year

14 15 16 17 18 19 20

Valentine's day

President's Day

21 22 23 24 25 26 27

28

JANUARY 2021

S	M	T	W	T	F	S
					1	2
3	4	5	6	7	8	9
10	11	12	13	14	15	16
17	18	19	20	21	22	23
24	25	26	27	28	29	30
31						

MARCH 2021

S	M	T	W	T	F	S
	1	2	3	4	5	6
7	8	9	10	11	12	13
14	15	16	17	18	19	20
21	22	23	24	25	26	27
28	29	30	31			



Let's visit the **Houston Zoo** on our Scavenger Hunt!

Don't forget to complete the activities and add a stamp to your Passport.

Get the Link and Materials!



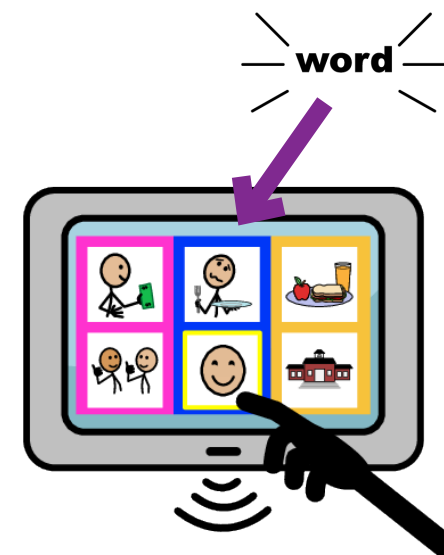


ADD A WORD TO MY DEVICE

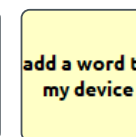

As AAC Communicators learn more about our world and surroundings, there may be times when a word is not programmed into their devices. You can still talk about a thing without having the words in the device. For example, you can describe how something looks, what it does, where to find it, etc. But what if the missing word is important to the person who uses AAC? What if someone wants to be able to say that word?

You can teach how to request that a word be added to the device, and if appropriate, how to add that word to the AAC technology. Working with the person who uses AAC, create a plan for adding new words in the future:

- Who will add words to the vocabulary?
- Discuss where the word should “live”. It should make sense to the person who uses AAC and follow the organization of the vocabulary system.




Check out the Personal & Questions in WordPower™ files! Many of these introductory questions are already available!



MARCH 2021

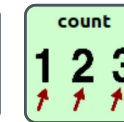
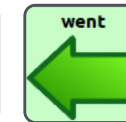
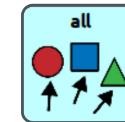

Storytime

We All Went on Safari by Laurie Krebs
Illustrated by Julia Cairns



Let's go on safari! A group of friends journey through the Tanzania grasslands and encounter all sorts of animals. Practice counting the animals from one to ten in English and Swahili. **Discover fun facts about Tanzania, the Maasai, and the animals.**

Words to Model:

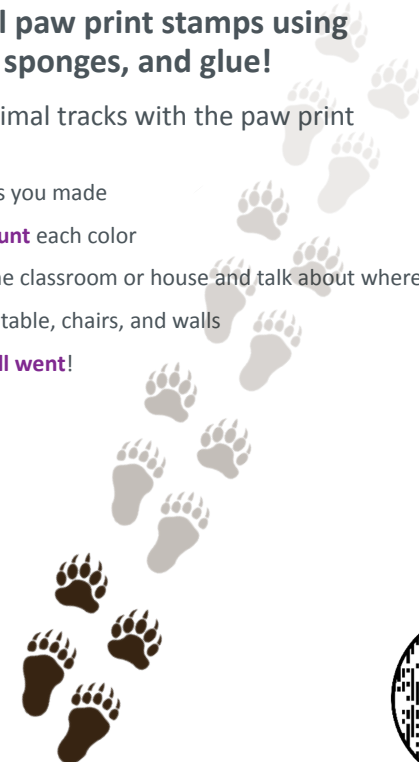


Let's Make Paw Prints!

Make fun animal paw print stamps using cardboard, sponges, and glue!

Then, have fun making animal tracks with the paw print stamps and paint.

- Count** the number of tracks you made
- Use different colors and **count** each color
- Place your tracks around the classroom or house and talk about where you **went**
- Put the tracks on the floor, table, chairs, and walls
- Who **went on safari**? **We all went!**



Download
Paw Prints



SUNDAY MONDAY TUESDAY WEDNESDAY THURSDAY FRIDAY SATURDAY

	1	2	3	4	5	6																																																																																																		
7	8	9	10	11	12	13																																																																																																		
14	15	16	17	18	19	20																																																																																																		
Daylight Savings Time Begins			St. Patrick's Day			Spring Equinox																																																																																																		
21	22	23	24	25	26	27																																																																																																		
28	29	30	31	<table border="1"> <tr> <th colspan="7">FEBRUARY 2021</th> <th colspan="7">APRIL 2021</th> </tr> <tr> <td>S</td><td>M</td><td>T</td><td>W</td><td>T</td><td>F</td><td>S</td> <td>S</td><td>M</td><td>T</td><td>W</td><td>T</td><td>F</td><td>S</td> </tr> <tr> <td></td><td>1</td><td>2</td><td>3</td><td>4</td><td>5</td><td>6</td> <td></td><td></td><td></td><td></td><td>1</td><td>2</td><td>3</td> </tr> <tr> <td>7</td><td>8</td><td>9</td><td>10</td><td>11</td><td>12</td><td>13</td> <td>4</td><td>5</td><td>6</td><td>7</td><td>8</td><td>9</td><td>10</td> </tr> <tr> <td>14</td><td>15</td><td>16</td><td>17</td><td>18</td><td>19</td><td>20</td> <td>11</td><td>12</td><td>13</td><td>14</td><td>15</td><td>16</td><td>17</td> </tr> <tr> <td>21</td><td>22</td><td>23</td><td>24</td><td>25</td><td>26</td><td>27</td> <td>18</td><td>19</td><td>20</td><td>21</td><td>22</td><td>23</td><td>24</td> </tr> <tr> <td>28</td><td></td><td></td><td></td><td></td><td></td><td></td> <td>25</td><td>26</td><td>27</td><td>28</td><td>29</td><td>30</td><td></td> </tr> </table>		FEBRUARY 2021							APRIL 2021							S	M	T	W	T	F	S	S	M	T	W	T	F	S		1	2	3	4	5	6					1	2	3	7	8	9	10	11	12	13	4	5	6	7	8	9	10	14	15	16	17	18	19	20	11	12	13	14	15	16	17	21	22	23	24	25	26	27	18	19	20	21	22	23	24	28							25	26	27	28	29	30		
FEBRUARY 2021							APRIL 2021																																																																																																	
S	M	T	W	T	F	S	S	M	T	W	T	F	S																																																																																											
	1	2	3	4	5	6					1	2	3																																																																																											
7	8	9	10	11	12	13	4	5	6	7	8	9	10																																																																																											
14	15	16	17	18	19	20	11	12	13	14	15	16	17																																																																																											
21	22	23	24	25	26	27	18	19	20	21	22	23	24																																																																																											
28							25	26	27	28	29	30																																																																																												
Palm Sunday Holi Begins		Holi Ends																																																																																																						



Let's visit **Africa** on our Scavenger Hunt!
Don't forget to complete the activities and add a stamp to your Passport.

Get the Link
and Materials!






USING SELF-TALK

We all talk to ourselves frequently for a variety of reasons, whether we realize it or not. Sometimes we talk to ourselves to:





- Think about what to say next
- Plan future activities
- Reflect on what just happened
- Give ourselves a pep talk
- Make lists
- Calm down during an excitable event

Some of our self-talk stays inside our heads, and some things we say aloud. With experience, we learn what to keep in our heads and what to say out loud, becoming better communicators as we go.

Many AAC users have limited experience with self-talk, but we can help by modeling and teaching them how to do it! To get started, we can model out loud what we are thinking AND why.



You can model self-talk in WordPower™ using phrases like:



APRIL 2021


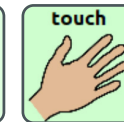
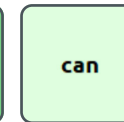
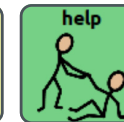
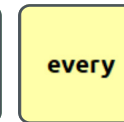
Storytime

Love the Earth by Julian Lennon with Bart Davis
Illustrated by Smiljana Coh



Hop on the White Feather Flier to learn how you can help heal the Earth! This interactive book travels the Earth through a magical plane. Your mission is to save the coral reefs, build green spaces, heal the rain forest, and make the planet a better place. **Meet new friends as you explore and save the environment to complete your mission!**

Words to Model:



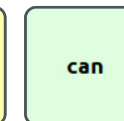

Let's Love the Earth!

Create your own plan to **help** the Earth.

Plan something every day, a couple days of the week, or once a week. **Everyone can help** save the Earth!

Here are some ideas to help get you started:

- Recycle
- Save electricity (turn off lights, etc.)
- Reuse bags
- Plant seeds
- Save water
- Pick up trash



SUNDAY MONDAY TUESDAY WEDNESDAY THURSDAY FRIDAY SATURDAY

MARCH 2021

S	M	T	W	T	F	S
1	2	3	4	5	6	
7	8	9	10	11	12	13
14	15	16	17	18	19	20
21	22	23	24	25	26	27
28	29	30	31			

MAY 2021

S	M	T	W	T	F	S
						1
2	3	4	5	6	7	8
9	10	11	12	13	14	15
16	17	18	19	20	21	22
23	24	25	26	27	28	29
30	31					

1	2	3
	Good Friday	

4	5	6	7	8	9	10
Easter Sunday						

11	12	13	14	15	16	17

18	19	20	21	22	23	24
				Earth Day		

25	26	27	28	29	30	



Let's visit **China** on our Scavenger Hunt!
Don't forget to complete the activities and add a stamp to your Passport.

Get the Link and Materials!





DEVELOP A ROUTINE TO CARE FOR YOUR DEVICE

AAC devices are important pieces of equipment. People who use them should be independent in speaking their mind and independent in caring for the things they need.

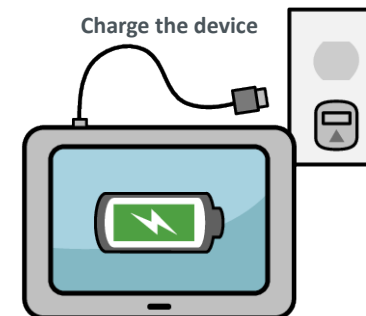
It is important to develop a routine to care for an AAC device and to include the AAC user in the care of the device.

Do these things daily:

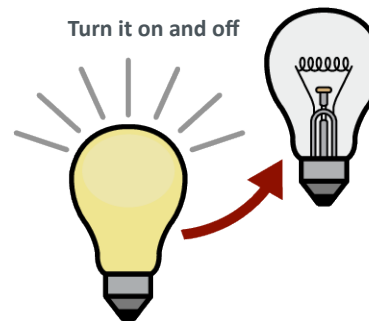
Clean the device screen



Charge the device



Turn it on and off



Transport it or carry it with you



Make a simple checklist to use throughout the day that includes these items. Remember, people who use AAC do not have to be independent right away on these items, but they should be included in the steps to care for their devices.

MAY 2021

Storytime

SUNDAY MONDAY TUESDAY WEDNESDAY THURSDAY FRIDAY SATURDAY

APRIL 2021

S	M	T	W	T	F	S
			1	2	3	
4	5	6	7	8	9	10
11	12	13	14	15	16	17
18	19	20	21	22	23	24
25	26	27	28	29	30	

JUNE 2021

S	M	T	W	T	F	S
		1	2	3	4	5
6	7	8	9	10	11	12
13	14	15	16	17	18	19
20	21	22	23	24	25	26
27	28	29	30			

1

2

3

4

5

6

7

8

9

10

11

12

13

14

15

Mother's Day

16

17

18

19

20

21

22

23

24

25

26

27

28

29

30

31

Memorial Day



Let's visit the **Australia Zoo** on our Scavenger Hunt!

Don't forget to complete the activities and add a stamp to your Passport.

Get the Link and Materials!

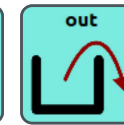
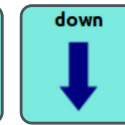


One Day in the Eucalyptus, Eucalyptus Tree by Daniel Bernstrom Illustrated by Brendan Wenzel



Join in a rhythmic reading of a story about a boy and a very hungry snake. The hungry snake swallows a variety of items and holds them captive in his belly. All the captives in the snake's belly plan their escape. **Did they escape? Read to find out!**

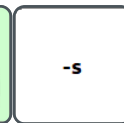
Words to Model:



Let's Play Simon Says!

Everyone loves to play Simon Says!

Simon



Take turns being Simon and telling others what to do. Have extra fun this month by making up some silly directions like:



Jump **up** and **down** like a kangaroo



Climb **up** a tree like a koala




Slither **down** a **tree** like snake



Crawl **out** of a web like a spider



Fly **up** in the sky like a bird



Check Out Active with AAC






MAKE YOURSELF UNDERSTOOD

Sometimes when talking to others, communication can break down. We have to repeat ourselves, we have to speak louder, or we need to say something in a different way.

This is true for our AAC Communicators, too! They may have to repeat themselves or turn the volume up on the AAC device to be heard. Make a plan to model these skills in all settings.

On Saltillo devices there are a few features that can help you:

- To repeat a message, press the speech display bar at the top of the page
- Adjust the volume using the buttons on the side or top of the device




Check out preprogrammed buttons to adjust the volume in WordPower™ vocabulary.



JUNE 2021


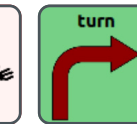

Storytime

Froggy goes to Camp by Jonathan London
Illustrated by Frank Remkiewicz



Summer's here and Froggy is going to camp! He is ready for a week with archery lessons, food fights, and scary stories by the campfire. Froggy is forgetful. **His forgetfulness and camp antics will keep you laughing throughout the week!**

Words to Model:



Let's Go to Summer Camp!

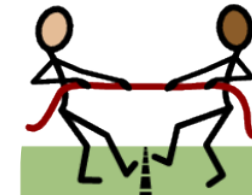
Backyard Summer Camp Games

Create your own **summer camp** games at home by using everyday objects and toys you already have **around** the house.

Step 1:

Pick a game like tug-of-war, ring toss, ball toss, obstacle course, egg race, sack race, and many more!

- What games do you want to play at **camp**?



Step 2:

Gather your materials to play your games. You'll find lists of materials for a variety of Active with AAC activities when you scan the code below!

- Are you **excited** to play? Me, too!


Step 3:

Get ready to play!
Set up your games and have fun!

- Oh no! You **forgot** the rules?
- You **forgot** to do something?
- It's okay! We are all **excited** to play.



Check Out
Active with AAC



SUNDAY MONDAY TUESDAY WEDNESDAY THURSDAY FRIDAY SATURDAY

MAY 2021

S	M	T	W	T	F	S
						1
2	3	4	5	6	7	8
9	10	11	12	13	14	15
16	17	18	19	20	21	22
23	24	25	26	27	28	29
30	31					

1	2	3	4	5

6	7	8	9	10	11	12

13	14	15	16	17	18	19

20	21	22	23	24	25	26

Father's Day

27	28	29	30			

JULY 2021

S	M	T	W	T	F	S
				1	2	3
4	5	6	7	8	9	10
11	12	13	14	15	16	17
18	19	20	21	22	23	24
25	26	27	28	29	30	31



Let's visit **Camp Saltillo** on our Scavenger Hunt!
Don't forget to complete the activities and add a stamp to your Passport.

Get the Link and Materials!






UH-OH! IT'S NOT WORKING!

AAC devices and technology sometimes fail. If the AAC device is not working, it may be a simple fix like an update or restart. Or, it may need to go in for service. Often, the first step is for the AAC user to tell someone the device isn't working.

Not being able to communicate and access an AAC device can lead to frustration, anger, and other emotions or behaviors. The individual using AAC can learn how to communicate that the device is not working. This could be a simple pre-written message on the back of the device or the use of a low-tech system as backup.



Develop a plan for times when the AAC device isn't working or available. Think about and plan for:

- How will the AAC user communicate the device isn't working (low-tech, pre-written message, nonverbal language, etc.)?
- What will we do to fix it (call tech support, charge the device, update, etc.)?
- Is there a backup copy of the vocabulary? Backups can be helpful when using a loaner device, if the device is lost, etc.
- How will the AAC user communicate if the problem is not quickly solved (low-tech board, loaner device)?

Practice and pretend the device isn't working sometimes to make sure the user can communicate this to everyone!

JULY 2021

Storytime

SUNDAY MONDAY TUESDAY WEDNESDAY THURSDAY FRIDAY SATURDAY

Bear Came Along by Richard T. Morris
Illustrated by LeUyen Pham



A river flows through the forest, creating an adventure for some animals. Bear starts down the river on his own and is soon joined by a frog, turtle, beaver, raccoon, and duck! **As their journey continues, discover how they need one another on their fun adventure!**

Words to Model:

they	know	but	until	hold	-ed
did		-n't			

JUNE 2021

S	M	T	W	T	F	S
		1	2	3	4	5
6	7	8	9	10	11	12
13	14	15	16	17	18	19
20	21	22	23	24	25	26
27	28	29	30			

AUGUST 2021

S	M	T	W	T	F	S
1	2	3	4	5	6	7
8	9	10	11	12	13	14
15	16	17	18	19	20	21
22	23	24	25	26	27	28
29	30	31				

1	2	3			
4	5	6	7	8	9
10	11	12	13	14	15
16	17	18	19	20	21
22	23	24	25	26	27
28	29	30	31		

Independence Day

Let's Make A River!

Did you know you can build your own river using aluminum foil and other objects found around the house?

Let your toys travel down the river like Bear and his friends. Which one will finish first? I don't **know**. Do you **know**?

I guess we'll have to wait **until** the water comes down the river. Did the toys go far? **They didn't** go very far. **But** wait, you can always add more water to your river. **Hold** on! Here we go again!



Learn How to Make a River



Let's visit the **Ocean** on our Scavenger Hunt!
Don't forget to complete the activities and add a stamp to your Passport.

Get the Link and Materials!






HAVE A BACKUP!

It is always important to have a backup AAC system in place!

What if the screen breaks? What if the battery dies? What if you decide to go to the pool? Or to the beach? All of these situations would require use of a back up AAC system.

You can help decide what is best for the AAC user's lifestyle. Low-tech backup AAC systems like a manual boards or flipbooks are great options. Another option is to use a companion app like TouchChat® on a tablet.

Communication is a right, not a privilege! People who use AAC should always have access to an AAC system in order to communicate.




Find low-tech communication boards at saltillo.com/chatcorner/content/29

Learn more about the TouchChat App by Saltillo at touchchatapp.com

AUGUST 2021

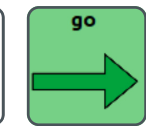
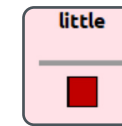

Storytime

We All Go Traveling By by Sheena Roberts
Illustrated by Siobhan Bell



We All Go Traveling By is a rhythmic, repetitive text exploring the changing sceneries on the way to school. **What will you spy with your little eye? What will you hear with your little ear?**

Words to Model:



Let's Play "I Spy"!


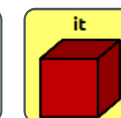

I Spy



Play games of "I Spy" this month. What do **we** see with our **little eye**? What do **we** hear with our **ear**? This is the perfect time to focus on describing words. Use lots of colors and adjectives to describe what you see and hear. Let's **go**!



Model how to make a guess: Is it...?



SUNDAY MONDAY TUESDAY WEDNESDAY THURSDAY FRIDAY SATURDAY

1 2 3 4 5 6 7

8 9 10 11 12 13 14

15 16 17 18 19 20 21

22 23 24 25 26 27 28

29 30 31

JULY 2021

S	M	T	W	T	F	S
				1	2	3
4	5	6	7	8	9	10
11	12	13	14	15	16	17
18	19	20	21	22	23	24
25	26	27	28	29	30	31

SEPTEMBER 2021

S	M	T	W	T	F	S
			1	2	3	4
5	6	7	8	9	10	11
12	13	14	15	16	17	18
19	20	21	22	23	24	25
26	27	28	29	30		



Let's visit **New York City** on our Scavenger Hunt!
Don't forget to complete the activities and add a stamp to your Passport.

Get the Link and Materials!






WAIT...WHAT?

Communication breakdowns happen. Maybe you didn't hear what the person said, don't understand the question or a word, or just weren't paying attention. You can quickly and easily repair these breakdowns by saying things like:


- Huh?
- I'm sorry
- I don't understand
- Could you repeat that?



Plan for times to model this skill and teach phrases like:

- Help
- Say it again
- I'm sorry
- I have a problem


Check out these words and phrases that are preprogrammed into WordPower™ vocabularies!



SEPTEMBER 2021


Storytime

Fred and Ted Go Camping by Peter Eastman



Fred and Ted set out to go camping. They take on the camping trip in uniquely different ways. **Explore opposite concepts through a fun camping adventure with Fred and Ted!**

Words to Model:




Let's Play Opposites Bingo!

Explore pairs of opposites while playing **Opposites Bingo!**

Use the DESCRIBE pages to find and express the adjectives used in this month's book and many, many more!



Download Opposites BINGO



SUNDAY MONDAY TUESDAY WEDNESDAY THURSDAY FRIDAY SATURDAY

AUGUST 2021

S	M	T	W	T	F	S
1	2	3	4	5	6	7
8	9	10	11	12	13	14
15	16	17	18	19	20	21
22	23	24	25	26	27	28
29	30	31				

OCTOBER 2021

S	M	T	W	T	F	S
					1	2
3	4	5	6	7	8	9
10	11	12	13	14	15	16
17	18	19	20	21	22	23
24	25	26	27	28	29	30
31						

1	2	3	4
5	6	7	8
9	10	11	12
13	14	15	16
17	18	19	20
21	22	23	24
25	26	27	28
29	30	31	

Labor Day
Rosh Hashanah Begins


Rosh Hashanah Ends
Yom Kippur Begins

Yom Kippur Ends



Let's visit **Yellowstone National Park** on our Scavenger Hunt! Don't forget to complete the activities and add a stamp to your Passport.

Get the Link and Materials!






SELF-ADVOCACY IS CRUCIAL!

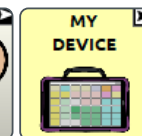
Using an AAC device is a different way to communicate. As AAC users grow and develop new relationships, they may come across someone who is not familiar with AAC devices or the ways to support them.

AAC users will need to educate others about how they communicate. Model and plan for opportunities to practice self-advocacy.



Check out the **SOCIAL** page of WordPower™ Vocabulary. You will find many messages designed for self-advocacy!

- Please be patient while I find my message.
- Let me show you.
- This is an augmentative communication device, and I'm using it to help me speak.



OCTOBER 2021

Storytime

SUNDAY MONDAY TUESDAY WEDNESDAY THURSDAY FRIDAY SATURDAY

SEPTEMBER 2021
S M T W T F S
1 2 3 4
5 6 7 8 9 10 11
12 13 14 15 16 17 18
19 20 21 22 23 24 25
26 27 28 29 30

NOVEMBER 2021
S M T W T F S
1 2 3 4 5 6
7 8 9 10 11 12 13
14 15 16 17 18 19 20
21 22 23 24 25 26 27
28 29 30

1
2


3
4
5
6
7
8
9

10
11
12
13
14
15
16
Columbus Day

17
18
19
20
21
22
23


24
25
26
27
28
29
30
31
Halloween

Clifford Takes a Trip by Norman Bridwell



It's summer vacation! Emily Elizabeth and Clifford are ready to play. Emily Elizabeth's family set out for a faraway vacation without Clifford. Clifford was too big to travel this trip. Or was he? Read along to see how Clifford sniffs, swims, and tiptoes to rescue Emily Elizabeth just in time!

Words to Model:




Let's Make an Edible Mountain!

Feel like a giant, like Clifford, by making and eating your very own mountain.

You'll only need ice cream cones, icing, and your favorite toppings to make this yummy treat!

To make an edible mountain:

1. Place one cone upside down on a plate.
2. Spread icing around the tip of the cone to look like snow. Do you need **help**? **Stop** when you put enough icing on!
3. Add toppings like sprinkles for rocks, shaved coconut for snow, and anything else you want! You can even make trees and bushes with fruit snacks or roll-ups. Use the words **stop**, **don't**, **then** to express your preferences for what and how much of an item to add to your edible mountain.
4. Spread icing on the plate and around the cone to make the snow-covered ground.



Let's visit **Alaska** on our Scavenger Hunt!
Don't forget to complete the activities and add a stamp to your Passport.

Get the Link and Materials!






OOPS!

We all make mistakes when we are talking, and when we do, we quickly fix them. Remember to model what it looks like to push the wrong button, say the wrong thing, and then fix it.

When we make mistakes, we don't start all over again. Instead, we might say, "Oops!", or we just back up and say the correct word. People who use AAC need to be able to do the same on their devices. Decide on the strategy you want to teach the AAC user to correct their errors:

- Deleting the last word
- Saying "Oops"
- Saying something else (no, sorry, etc.)

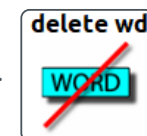


Check out features found in WordPower™ vocabularies that support communication strategies for self-correcting errors.



In the speech display bar, use the "X" on the right-hand side to delete the last word said.



Some pages may also have a delete word button.




Teach social phrases to help AAC users learn to self-correct their errors.



NOVEMBER 2021





Storytime

Teach Your Giraffe to Ski by Viviane Elbee
Illustrated by Danni Gowdy



Your giraffe wants to ski! Can you teach her? You'll have to steer her to the bunny slope instead of the Big Scary Slope. **Slow her down!**

Words to Model:



Let's Play Winter Words Dice!

Download and print these dice for a fun game full of winter activity words!

You will find verbs, describing words (like **fast** or **slow**), and winter-themed nouns on the dice.


Play several types of games using these dice. You can use one, two, or three dice to make this game as difficult or silly as you want!

Try out these games to play with the Winter Words Dice:

- **Charades:** each person who rolls the dice acts out the action and others have to guess. **Show** the other person what the dice say.
- **Simon Says:** use the dice to give silly and random directions such as "Simon says **show** me..."
- **Who Did It Best?** Everyone takes turns completing the same actions then vote on who did it best. Keep score to see who wins!



Download Winter Dice



SUNDAY MONDAY TUESDAY WEDNESDAY THURSDAY FRIDAY SATURDAY

	1	2	3	4 Diwali	5	6
7	8	9	10	11 Veterans Day	12	13
14 Daylight Savings Time Ends	15	16	17	18	19	20
21	22	23	24	25 Thanksgiving Day	26	27

28 Hanukkah Begins	29	30 Giving Tuesday	<p>OCTOBER 2021</p> <table border="1"> <tr><td>S</td><td>M</td><td>T</td><td>W</td><td>T</td><td>F</td><td>S</td></tr> <tr><td></td><td></td><td></td><td></td><td></td><td>1</td><td>2</td></tr> <tr><td>3</td><td>4</td><td>5</td><td>6</td><td>7</td><td>8</td><td>9</td></tr> <tr><td>10</td><td>11</td><td>12</td><td>13</td><td>14</td><td>15</td><td>16</td></tr> <tr><td>17</td><td>18</td><td>19</td><td>20</td><td>21</td><td>22</td><td>23</td></tr> <tr><td>24</td><td>25</td><td>26</td><td>27</td><td>28</td><td>29</td><td>30</td></tr> <tr><td></td><td></td><td></td><td></td><td></td><td></td><td>31</td></tr> </table>	S	M	T	W	T	F	S						1	2	3	4	5	6	7	8	9	10	11	12	13	14	15	16	17	18	19	20	21	22	23	24	25	26	27	28	29	30							31	<p>DECEMBER 2021</p> <table border="1"> <tr><td>S</td><td>M</td><td>T</td><td>W</td><td>T</td><td>F</td><td>S</td></tr> <tr><td></td><td></td><td></td><td></td><td>1</td><td>2</td><td>3</td><td>4</td></tr> <tr><td>5</td><td>6</td><td>7</td><td>8</td><td>9</td><td>10</td><td>11</td></tr> <tr><td>12</td><td>13</td><td>14</td><td>15</td><td>16</td><td>17</td><td>18</td></tr> <tr><td>19</td><td>20</td><td>21</td><td>22</td><td>23</td><td>24</td><td>25</td></tr> <tr><td>26</td><td>27</td><td>28</td><td>29</td><td>30</td><td>31</td><td></td></tr> </table>	S	M	T	W	T	F	S					1	2	3	4	5	6	7	8	9	10	11	12	13	14	15	16	17	18	19	20	21	22	23	24	25	26	27	28	29	30	31	
S	M	T	W	T	F	S																																																																																										
					1	2																																																																																										
3	4	5	6	7	8	9																																																																																										
10	11	12	13	14	15	16																																																																																										
17	18	19	20	21	22	23																																																																																										
24	25	26	27	28	29	30																																																																																										
						31																																																																																										
S	M	T	W	T	F	S																																																																																										
				1	2	3	4																																																																																									
5	6	7	8	9	10	11																																																																																										
12	13	14	15	16	17	18																																																																																										
19	20	21	22	23	24	25																																																																																										
26	27	28	29	30	31																																																																																											




Let's visit **Canada** on our Scavenger Hunt!
Don't forget to complete the activities and add a stamp to your Passport.

Get the Link and Materials!





REMEMBER THE PUNCTUATION!




Punctuation may seem like something to teach “later on” to AAC Communicators, but it can be an important skill to model from the moment AAC is introduced.

People who communicate verbally use a variety of strategies to express thoughts and ideas. For example, we can pause between sentences to signal we have completed our thought, or we can use intonation to express a question or excitement.

Punctuation can be important for AAC users to learn to help express their true meaning since questions don't always start with a "wh"-word (Really? Really!). We also don't always use "cool" to talk about the temperature (That's cool!).

Additionally, modeling punctuation on AAC devices also models conventions of print and helps AAC users develop literacy skills.



Check out punctuation in WordPower™ vocabularies! On most pages, the period is found on the left-hand side of the page. The question mark and exclamation point are found on the QUESTIONS page.



DECEMBER 2021


Storytime

This Is How We Do It by Matt Lamothe



Seven kids from around the world share how they do things in their daily lives. **How do they eat, dress, play, go to school, and work? What makes their lives different and what things do they share?**

Words to Model:



Let's Make a Scrapbook!

You have traveled to lots of places this year and have seen many things.

This month, create a scrapbook of your adventures!

- **My** favorite was...
- **This** was my favorite!
- I **like**...
- I **have** lots of memories!
- **This** was cool!
- I **like** to travel!



Make a Scrapbook



SUNDAY MONDAY TUESDAY WEDNESDAY THURSDAY FRIDAY SATURDAY

NOVEMBER 2021

JANUARY 2022

1	2	3	4
5	6	7	8
9	10	11	12
13	14	15	16
17	18	19	20
21	22	23	24
25	26	27	28
29	30	31	

S	M	T	W	T	F	S
1	2	3	4	5	6	
7	8	9	10	11	12	13
14	15	16	17	18	19	20
21	22	23	24	25	26	27
28	29	30				

S	M	T	W	T	F	S
						1
2	3	4	5	6	7	8
9	10	11	12	13	14	15
16	17	18	19	20	21	22
23	24	25	26	27	28	29
30	31					

Hanukkah Ends

Christmas Eve

Christmas Day

New Year's Eve




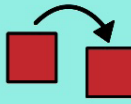


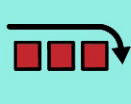

Let's visit **London, England** on our Scavenger Hunt! Don't forget to complete the activities and add a stamp to your Passport.


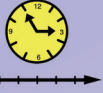



































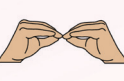








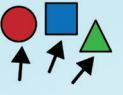


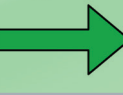

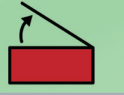



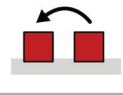

























Get the Link and Materials!



Pin Where You've Been!



1	2	3	4	5	6	7	8	9	0
	first 	next 	second 	third 	last 	*	's		
q	w	e	r	t	y	u	i	o	p
.	a	s	d	f	g	h	j	k	l
,	Shift	z	x	c	v	b	n	m	bksp 
		\$	+	-	Space	=	:	X	

what 	when 	where 	ABC 123	PEOPLE 	QUESTN 	ACTIONS 	SOCIAL 	PLACES 	TIME 	GROUPS 	DESCRB 
I	me 	how 	who 	why 	again 	please 	thank you 	problem 	now 	bad 	good 
my/mine 	am	to	be	feel 	give 	listen 	happy 	sad 	tired 	okay 	cool 
it 	is are	will	come 	hurt 	hear 	know 	that 	a	the	and 	more 
you 	can	eat 	drink 	finish 	get 	love 	make 	need 	all 	at	some 
your 	do	go 	help 	open 	put 	say/talk 	see/look 	first 	then 	for of	on 
here 	have 	like 	play 	read 	stop 	walk 	show 	wait min 	in 	up 	off 
yes 	no/don't 	want 	take 	tell 	turn 	watch 	wear 	work 	out 	down 	with