












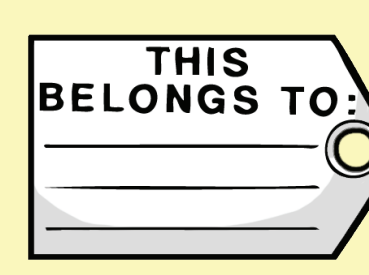

























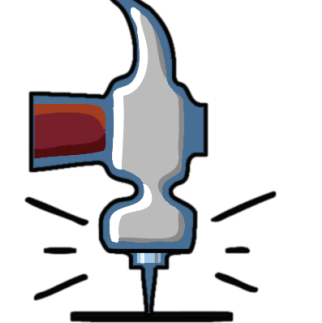













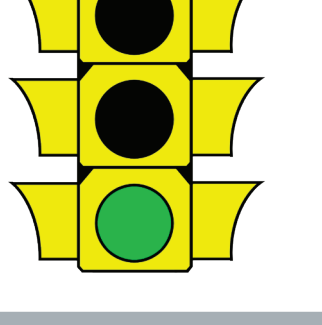



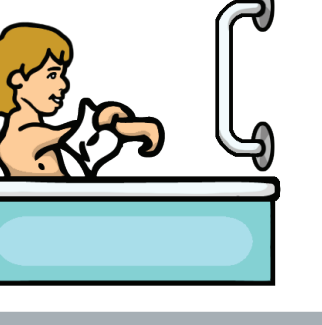

















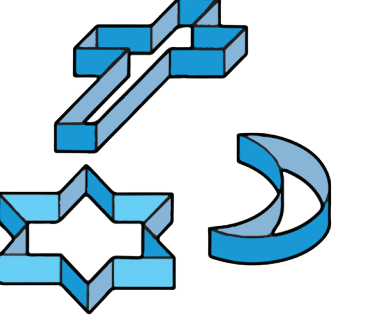



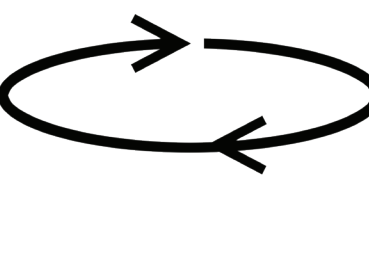



LAMP Core Word Communication Board

finished 	mine 	little 	up 	yes 	good 	some 	no 	down 	out 	off 	bad 
me 	my 	wear 	am 	please 	that 	and 	in 	what ? word	a 	+s 	there 
I 	we 	are 	is 	were 	was 	on 	to to+	SPELL/NUM 	an 	the 	end 
you 	they 	new 	play 	like 	work 	have 	feel 	read 	more 	fast 	stop 
it 	he 	want 	all 	come 	time 	do 	go 	get 	big 	color 	help 
she 	look 	slow 	hear 	think 	right 	said 	live 	love 	follow 	ride 	put 
CLEAR	not 	talk 	sit 	eat 	find 	make 	need 	drink 	watch 	turn 	sleep 

How to Use This Core Word Communication Board

- 1. Point to the Symbol/Word** you want to communicate or teach.
- 2. Say the selected (modeled) word out loud.** The communication partner will say the modeled word by asking something like, “So, you would like to slide?” Or, prompt for more direction. For example, if the individual points to play ask, “What would you like to play?” so they can point to an activity on the board or point in the direction of the activity in the playground or park area.
- 3. Return to the board to continue communicating.** If you want to do more of a particular activity, you could point to more or again. You may want to end an activity by pointing to stop. You can also download and print out a hand-held version to use on-the-go from aaclanguagelab.com/resources.
- 4. Have fun!**

For more information visit: www.prentrom.com

