


Finding Words in Your AAC System

Modeling and Teaching

Communication partners model on an AAC system to demonstrate real-world use of words and phrases for AAC users.

Selecting a few words to teach and model during the day that support language, literacy, and communication.

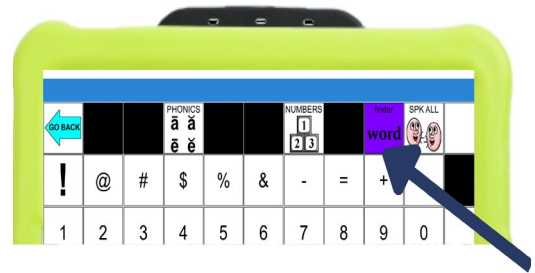


1

Finding the Words

After you identify the words you will teach and model, it's time to make sure you know where they are in the system.

PRC-Salttillo devices and apps have a feature called Word Finder™. You can find this button on the keyboard page of the software or app.

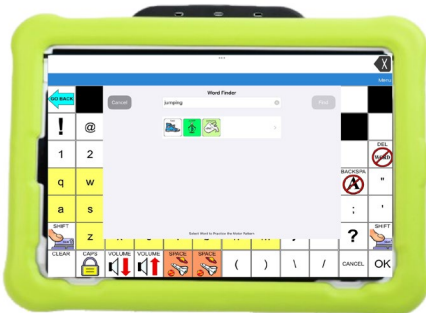


2

Using Word Finder

Select the Word Finder Button to bring up a text field. Type the word you want to find.

Follow the pattern displayed for you to say the word. You will see the phrase “word not found” if the word isn’t in the system.



3

More Information

Watch a short video for more practice.

Follow the QR codes below.


Unity® AAC App



TouchChat® App



LAMP
Words for Life®



4



Readtopia®
by Building Wings

with

