









How to use Smart Charts

What is a Smart Chart?

A smart chart is a page of symbol sequences used in the speech-generating device or app.

It is a visual tool that assists the person talking with the AAC user to locate target words for a lesson.

Colors		
Word	Symbols	
Red		
Orange		
Yellow		
Green		

1

Prepared Smart Charts

Smart charts for Readtopia themed vocabulary are available in LAMP Words for Life® and Unity®.

Download the resource you need for the unit and the student's AAC system.



LAMP
Words for Life®















Unity AAC®

2

Using a Smart Chart

Follow the symbol sequences in the speech-generating device or app to learn how to say the word.

Notice the predictable pattern used to say similar groups of words.


Shark			
Whale			
Squid			
Fish			

3

Storing Smart Charts

Keep smart charts with thematic units. Never cut up a smart chart and attach the symbols directly to pages in a book. This can interfere with literacy development.

You can find smart charts for Readtopia by scanning the QR code or following the link.



<https://aclanguelab.com/curriculum>

4



Readtopia®
by Building Wings

with



prc-salttillo